

# MILLING

Product Overview

Application Guide

Milling Inserts & Cutter Overview

Milling Inserts & Cutter

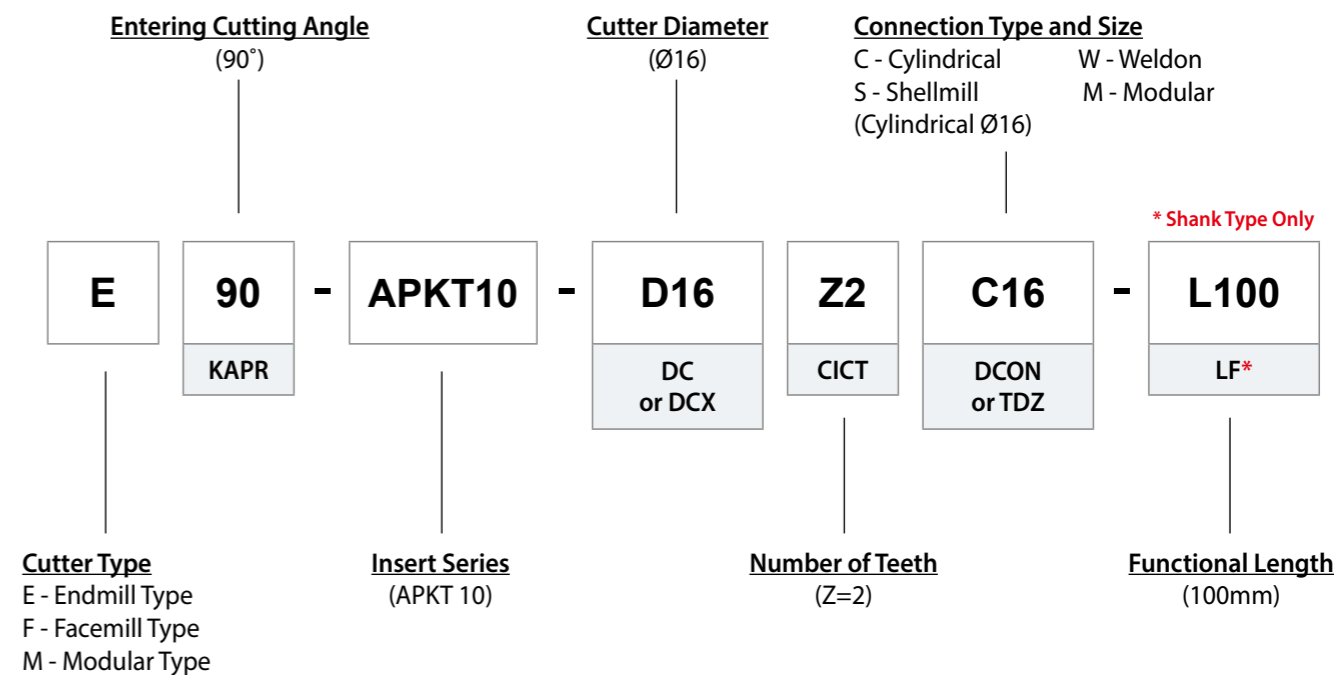
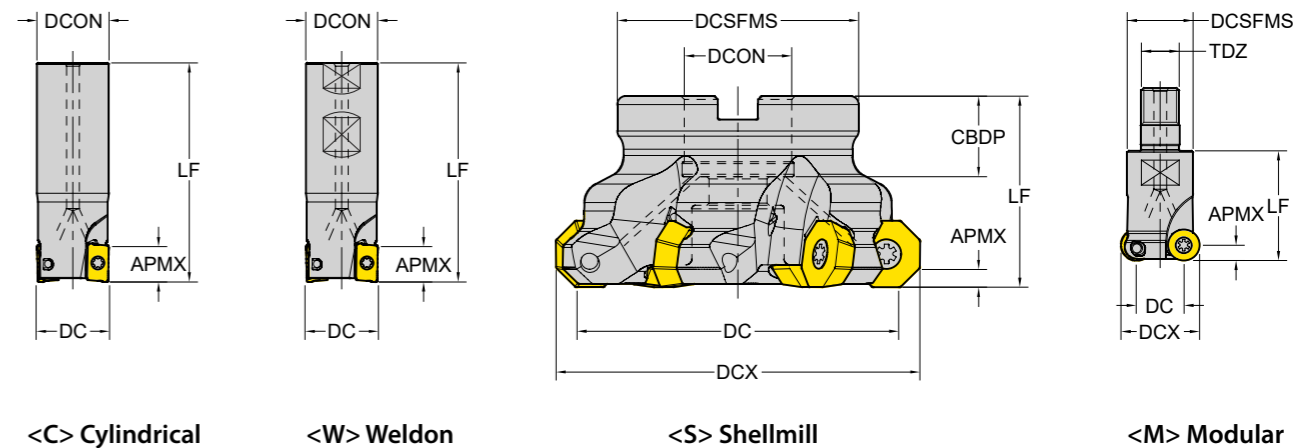


Scan this QR code to see our YG SM3 Mill at work.



Scan this QR code to see our YG HF4 Mill at work.

## Code Keys - Milling Cutters












## Milling - Code System



### Insert ISO Code System

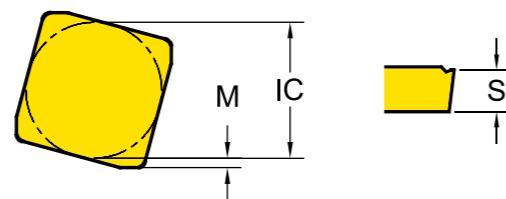
1	2	3	4	5	6	7
<b>A</b>	<b>P</b>	<b>K</b>	<b>T</b>	<b>16</b>	<b>04</b>	<b>08</b>
Shape	Relief Angle (AN)	Tolerance	Clamping & Chipbreaker	Insert Size	Insert Thickness (S)	Corner Radius

### 1 - Shape

Symbol	Shape	
<b>H</b>	Hexagonal	
<b>O</b>	Octagonal	
<b>P</b>	Pentagonal	
<b>S</b>	Square	
<b>T</b>	Triangular	
<b>W</b>	Trigon	
<b>L</b>	Rectangular	
<b>A</b>	Parallelogram 80°	
<b>R</b>	Round	

### 2 - Relief Angle (AN)

Symbol	Relief Angle (AN)	
<b>N</b>	No Relief Angle	
<b>B</b>	Relief 5°	
<b>C</b>	Relief 7°	
<b>P</b>	Relief 11°	
<b>D</b>	Relief 15°	
<b>E</b>	Relief 20°	
<b>F</b>	Relief 25°	
<b>O</b>	Special	





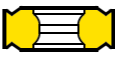



### 3 - Tolerance Class

Symbol	Inner Circle IC (mm)	Nose Height M (mm)	Thickness S (mm)
<b>C</b>	± 0.025	± 0.013	± 0.025
<b>E</b>	± 0.025	± 0.025	± 0.025
<b>G</b>	± 0.025	± 0.025	± 0.13
<b>H</b>	± 0.013	± 0.013	± 0.025
<b>K*</b>	± 0.05~0.15*	± 0.013	± 0.025
<b>M*</b>	± 0.05~0.15*	± 0.08~0.2*	± 0.13
<b>U*</b>	± 0.08~0.25*	± 0.13~0.38*	± 0.13

\*Tolerance is different by insert IC size. Please see ISO 1832

### 4 - Clamping & Chipbreaker

Symbol	Clamping	Chipbreaker	Figure
<b>N</b>	No clamping hole	X	
<b>R</b>		One Face	
<b>W</b>	Screw Hole	X	
<b>T</b>		One Face	
<b>U</b>		Both Faces	
<b>X</b>		Special	

### 5 - Insert Size

\* No Standard for milling insert size

### 6 - Insert Thickness

\* No Standard for milling insert thickness

## Milling - Code System

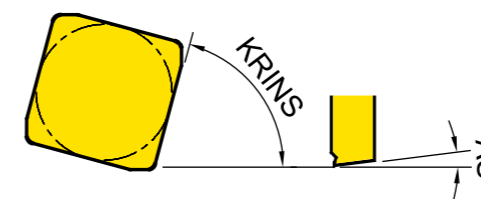
### Insert ISO Code System

8	9	10
<b>PDTR</b>	<b>-TR</b>	<b>YG602</b>
Corner Geometry	Chipbreaker	Grade

### 7 - Corner Radius (RE)

Symbol	Corner Radius - RE(mm)	Symbol	Corner Radius - RE(mm)
<b>04</b>	0.4	<b>16</b>	1.6
<b>08</b>	0.8	<b>20</b>	2.0
<b>12</b>	1.2	<b>24</b>	2.4

### 8 - Corner Geometry



8-1	8-2	8-3	8-4
<b>P</b>	<b>D</b>	<b>T</b>	<b>R</b>
Cutting Edge Angle (KRINS)	Wiper Edge Clearance (AS)	Edge Condition	Feed Direction

\*Refer to page. 147 for -AL, -ST, -TR... types





### 8-1 - Cutting Edge Angle (KRINS)

Symbol	Cutting Edge Angle (KRINS)
<b>P</b>	90°
<b>A</b>	45°
<b>D</b>	60°
<b>E</b>	75°
<b>F</b>	85°
<b>Z</b>	Special




### 8-2 - Wiper Edge Clearance (AS)

Symbol	Wiper Edge Clearance (AS)
<b>N</b>	0°
<b>P</b>	11°
<b>D</b>	15°
<b>E</b>	20°
<b>F</b>	25°
<b>Z</b>	Special

### 8-3 - Edge Condition

Symbol	Edge Condition	
<b>F</b>	Sharp	
<b>E</b>	Round	
<b>T</b>	Chamfer	
<b>S</b>	Chamfer and Round	

### 8-4 - Feed Direction

Symbol	Feed Direction	
<b>R</b>	Right-hand Insert	
<b>N</b>	Neutral Insert	
<b>L</b>	Left-hand Insert	

## Milling Grades and Chipbreakers

### Milling Grades

Milling Grades	P Steel				M Stainless steel				K Cast iron				N Non-ferrous				S Super alloys				H Hardened Steel				
	P05	P15	P25	P35	P45	M05	M15	M25	M35	K05	K15	K25	K35	N05	N15	N25	N35	S05	S15	S25	S35	H05	H15	H25	H35
PVD	YG012	012																						012	
	YG712	712																							
	YG713	713																							
	YG612		612				612													612					
	YG622		622								622														
	YG602		602				602				602								602						
	YG613		613				613																		
CVD	YG501									501															
	YG5020									5020															
Uncoated	YG50											50													

<b>NEW</b> <b>YG012</b> H10 - H30 P10 - P30		<b>Optimized Milling Grade for Pre-Hardened &amp; Hardened steel</b> • Applied Extreme Oxidation PVD layer and Crack-free Substrate • Excellent Cutting performance for Die & Mold application
<b>YG712</b> P10 - P30		<b>Milling Grade for Medium of Steel Application</b> • Superior wear resistance and excellent toughness in high speed machining • Coating layer with high hardness and oxidation resistance
<b>YG713</b> P15 - P25		<b>Milling Grade for General Steel Application</b> • Multi-layer TiAlN structure realizes stronger crater and flank wear resistance • Fine-grained carbide and balanced substrate
<b>YG622</b> P20 - P35 K20 - K40		<b>Optimized Grade for High Alloyed or Prehardened Steel</b> Excellent for High Temperature Hardness and Oxidation Resistance at High Speed
<b>NEW</b> <b>YG612</b> P20 - P40 M20 - M40 S20 - S40		<b>Specialized Multi-Nano Coated Grade with high wear resistance and chipping resistance</b> • Special Multi-Nano coating prevent crack and providing predictable tool life • Special universal Grade can achieve stable tool life in any workpiece

## Milling Grades and Chipbreakers

### Milling Grades


<b>YG602</b> P20 - P35 M20 - M40 K20 - K40 S15 - S25		<b>Universal grade for General Milling Application</b> • Ultra Dense PVD Coating with optimal thermal resistance & strength • Sub-Micron substrate designed for demanding application
<b>YG613</b> P30 - P50 M30 - M40		<b>Milling Grade for Stainless Steel Application</b> • New coating layer with lubrication preventing built-up edge on ultra fine grain substrate with high toughness. • The toughest substrate provides excellent cutting performance in stainless steel
<b>YG501</b> K05 - K25		<b>Hard Milling grade for Cast Iron</b> • Substrate especially designed for high wear resistance • Excellent wear resistance in cast iron milling application
<b>YG5020</b> K01 - K30		<b>CVD Milling grade for Cast Iron</b> • CVD coating for Excellent wear resistance • Improved Toughness for chipping resistance
<b>YG50</b> N05 - N20		<b>Uncoated Milling Grade for Aluminium</b> • Submicron carbide substrate for high wear resistance • Preventing built up edge with shining surface

### Milling Chipbreakers

<b>-AL</b>		• For Aluminum • Very Sharp Geometry
<b>-ST</b>		• For Stainless Steel, Super Alloy • Sharp Geometry
<b>-GN (General Type)</b>		• First Choice for General Application
<b>-TR</b>		• For Hardened Steels • Reinforced Geometry
<b>...W / ...N</b>		• For Hardened Material and Cast Irons

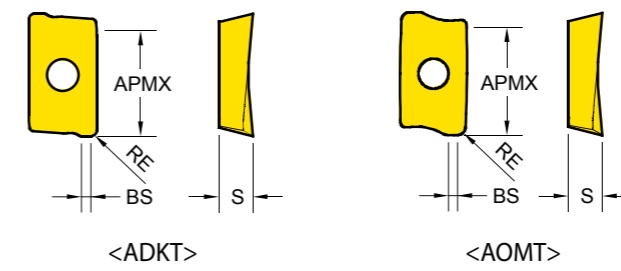
# Milling Inserts Overview

Recommended Cutting Conditions : p.223

<b>A</b> 2 Corner	 Positive	ADKT	ADKT 1505	p. 149	
		AOMT	AOMT 1236	p. 149	
		APGT	APGT 1003, 1604	p. 150	
		APKT	APKT 1003, 1604	p. 151	
		APMT	APMT 1135, 1504, 1604	p. 152	
<b>E</b> 4 Corner	 Negative	ENMX	ENMX 0604 ENMX 0905	p. 153	
<b>O</b> Octagon	 Positive	ODMT / ODMW	ODMT / ODMW 0605	p. 155	
		OFER	OFER 0704	p. 156	
		OFMT	OFMT 05T3		
	 Negative	ONMU / ONHU	ONMU / ONHU 0806	p. 157	
<b>P</b> 10 Corner	 Negative	PNMU	PNMU1206	p. 158	
<b>R</b> Round	 Positive Round	RDKT / RDKW	RDKT 0802, 10T3, 1204, 1604 RDKW 0501, 0702, 0802, 10T3, 1204	p. 159	
		RDMT / RDMW	RDMT 0802, 0803, 10T3, 1204 RDMW 0802, 10T3, 1204	p. 160	
		RPMT / RPMW	RPMT 08T2, 10T3, 1204 RPMW 1003, 1204	p. 161	
<b>S</b> Square	 High Feed	SDMT / SDMW	SDMT 1204, SDMW 1204	p. 163	
		 Positive	SDCN (45°) / SDKN	SDKN, SDCN 1203, 1504	p. 162
			SEGT	SEGT12T3, 1204	p. 164
			SEKR (45°) / SEKN	SEKR, SEKN 1203	p. 167
			SEKT	SEKT 12T3, 1204	p. 165
			SEMT	SEMT1204, 13T3	p. 166
		 Negative	SPMT	SPMT 1204	p. 170
			SNMX	SNMX1206	p. 168
		 ISO	SPCN(75°) / SPKN / SPKR'	SPKN 1203, 1504 SPKR 1203 SPCN 1203, 1504	p. 169
			SPUN	SPUN 1203	p. 171
<b>T</b> Triangle	 Positive 3 Corner	TPKT	TPKT 1104, TPKT 1605	p. 172	
		 ISO	TPCN(90°) / TPKN / TPKR	TPKN 1603, 2204 TPKR 1603, 2204 TPCN 2204	p. 173
			TPUN	TPUN 1603	p. 174
<b>W</b> Trigon	 Negative 6 Corner	WNEX	WNEX0806	p. 175	

## Milling - Shoulder Milling - Inserts


### ADKT / AOMT - Shoulder Milling Positive (2 Corner)




Series	APMX	IC	S
ADKT 1505	14	9.7	5.8
AOMT 1236	11	6.6	3.6

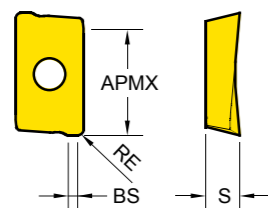
EDP 1200..  
●: Stock item ○: Order made item

H20	P15	P25	P30	P30	P30	P40	K10	K15
P20			K30	M30	M30	M40		
			S30	S30	S40			

ADKT		Designation	RE (mm)	Fz (mm/tooth)	BS (mm)	YG012	YG712	YG713	YG622	YG612	YG602	YG613	YG5020	YG501	
ADKT General		ADKT 150508 PDTR	0.8	0.05~0.24	1.87						●				
		ADKT 150516 PDTR	1.6	0.05~0.24	1.73						●				
		ADKT 150524 PDTR	2.4	0.05~0.24	1.20							●			
		ADKT 150532 PDTR	3.2	0.05~0.24	0.30							●			

AOMT		Designation	RE (mm)	Fz (mm/tooth)	BS (mm)	YG012	YG712	YG713	YG622	YG612	YG602	YG613	YG5020	YG501
AOMT General		AOMT 123604 PDTR	0.4	0.03~0.06	1.07						●			
		AOMT 123608 PDTR	0.8	0.03~0.06	0.91							●	●	

Milling - Shoulder Milling - Inserts  
**APGT** - Shoulder Milling Positive (2 Corner)



Series	APMX	IC	S
APGT 1035	9	6.7	3.6
APGT 1604	14	9.4	5.3

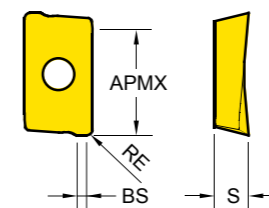
EDP 1200..

●: Stock item ○: Order made item

H20	P15	P25	P30	P30	P30	P40	K10	N15
P20			K30	M30 S30	M30	M40 S40		

APGT	Designation	RE (mm)	Fz (mm/tooth)	BS (mm)	YG012	YG712	YG713	YG622	YG612	YG602	YG613	YG5020	YG50
<b>NEW</b> <b>-AL</b> Aluminium	APGT 100305 - AL	0.5	0.05~0.25	1.4									● 0730
	APGT 160408 - AL	0.8	0.05~0.25	1.7									● 0428
	APGT 160430 - AL	3.0	0.05~0.25	0.2									● 0798

Milling - Shoulder Milling - Inserts  
**APKT** - Shoulder Milling Positive (2 Corner)



Series	APMX	IC	S
APKT 1003	9	6.7	3.6
APKT 1604	14	9.4	5.3

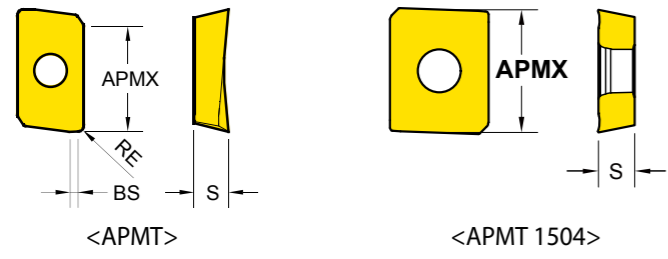
EDP 1200..

●: Stock item ○: Order made item

H20	P15	P25	P30	P30	P30	P40	K10	K15
P20			K30	M30 S30	M30	M40 S40		

APKT	Designation	RE (mm)	Fz (mm/tooth)	BS (mm)	YG012	YG712	YG713	YG622	YG612	YG602	YG613	YG5020	YG501
<b>APKT</b> General	APKT 100305 PDTR	0.5	0.05~0.24	0.86	● 0749	○ 0638	○ 0429	○ 0430	○ 0430	● 0005	● 0672		
	APKT 100308 PDTR	0.8	0.05~0.24	0.90	● 0750	○ 0632	○ 0430			● 0004	● 0610		
	APKT 100316 PDTR	1.6	0.05~0.24	1.03						● 0713	● 0714		
	APKT 160404 PDTR	0.4	0.05~0.25	1.11		○ 0656				● 0003			
	APKT 160408 PDTR	0.8	0.05~0.25	1.32	● 0797	○ 0633				● 0001	● 0607		● 0796
	APKT 160412 PDTR	1.2	0.05~0.25	1.13		○ 0649				● 0002			
	APKT 160416 PDTR	1.6	0.05~0.25	1.13		○ 0661				● 0006			
	APKT 160424 PDTR	2.4	0.05~0.25	1.2		○ 0653				● 0255			
	APKT 160432 PDTR	3.2	0.05~0.25	0.4						● 0738			
	<b>-ST</b> Stainless Steel Super Alloy	APKT 100305 - ST	0.5	0.05~0.12	0.86						● 0278	● 0618	
APKT 100312 - ST		1.2	0.05~0.12	1.32							● 0776		
APKT 100316 - ST		1.6	0.05~0.12	1.03							● 0719		
APKT 160408 - ST		0.8	0.05~0.12	1.32						● 0270	● 0617		
<b>-TR</b> Hardened Steel	APKT 160404 - TR	0.4	0.05~0.40	2.12				○ 0505		● 0492			
	APKT 160408 - TR	0.8	0.05~0.40	1.32	● 0746	○ 0637	○ 0337			● 0256			
	APKT 160412 - TR	1.2	0.05~0.40	2.40			○ 0523			● 0493			
	APKT 160416 - TR	1.6	0.05~0.40	2.40	● 0747		○ 0524			● 0472			
	APKT 160424 - TR	2.4	0.05~0.40	1.50	● 0748		○ 0520			● 0494			

Milling - Shoulder Milling - Inserts  
**APMT - Shoulder Milling Positive (2 Corner)**



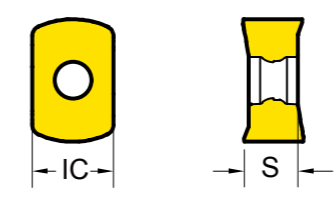
Series	APMX	IC	S
APMT 1135	9	6.2	3.50
APMT 1604	14	9.2	4.76
APMT 1504	14	12.7	4.76

EDP 1200..  
 ●: Stock item ○: Order made item

H20	P15	P25	P30	P30	P30	P40	K10	K15
P20			K30	M30 S30	M30	M40 S40		

APMT	Designation	RE (mm)	Fz (mm/tooth)	BS (mm)	YG012	YG712	YG713	YG622	YG612	YG602	YG613	YG5020	YG501
APMT General	APMT 113504 PDTR	0.4	0.05~0.24	1.26	● 0752		○ 0655	○ 0400		● 0009			
	APMT 113508 PDTR	0.8	0.05~0.24	1.07			○ 0654			● 0010	● 0668		
	APMT 160408 PDTR	0.8	0.05~0.24	1.11	● 0751	● 0423	○ 0642	○ 0399		● 0008	● 0663		● 0464
APMT 1504 General	APMT 1504		0.05~0.24				○ 0445		● 0276				

Milling - High Feed Milling - Inserts  
**ENMX - High Feed Negative (4 Corners)**



Series	IC	S
ENMX 0604	6.3	4.21
ENMX 0905	9.0	5.40

EDP 1200..  
 ●: Stock item ○: Order made item

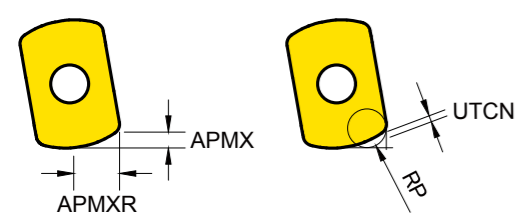
H20	P15	P25	P30	P30	P30	P40	K10	K15
P20			K30	M30 S30	M30	M40 S40		

ENMX	Designation	RE (mm)	Fz (mm/tooth)	BS (mm)	YG012	YG712	YG713	YG622	YG612	YG602	YG613	YG5020	YG501
ENMX General	ENMX 0604		0.3~2.0		● 0734					● 0474	● 0606		
	ENMX 0905		0.3~2.5		● 0736					● 0702	● 0703		
-ST Stainless Steel	ENMX 0604 - ST		0.1~0.8							● 0623	● 0625		
	ENMX 0905 - ST		0.2~1.2							● 0705	● 0706		
-TR Hardened Steel	ENMX 0604 - TR		0.3~2.5		● 0733	● 0504	○ 0636			● 0459			
	ENMX 0905 - TR		0.3~3.0		● 0735					● 0600			

Milling - High Feed Milling - Inserts

**ENMX - High Feed Negative (4 Corners) Technical Information**

**ENMX 0604**



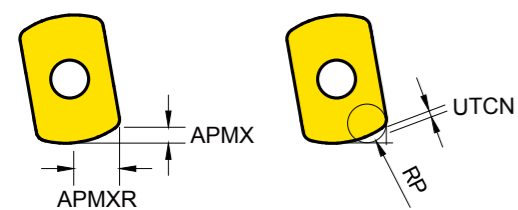
Unit:mm

DCX Cutting Diameter Maximum	APMXR Radial AP Max	RP Programmed Corner R	UTCN Uncut Thickness	Overcut
16	3.5	R2.0	0.31	0.00
16~	3.7	R2.5	0.18	0.18
		R3.0	0.07	0.36



DCX External Cutter Diameter	APMX Maximum Depth of Cut	APMXR Maximum Radial Depth of Cut	RMPX Maximum Ramping Angle(°)	RP Programmed Corner Radius	UTCN Uncut Thickness	Diameter Minimum Cutting Diameter	Diameter Maximum Cutting Diameter	Pitch Helical Interpolation Pitch	Ae Enlarge Width
16	0.9	3.5	2.4°	2.0	0.3	22	32	0.9	12.5
17	0.9	3.5	1.9°	2.0	0.3	24	34	0.9	13.5
20	1	3.7	1.8°	2.0	0.31	29	40	1	16.3
21	1	3.7	1.8°	2.0	0.31	31	42	1	17.3
25	1	3.7	1.2°	2.0	0.31	39	50	1	21.3
26	1	3.7	1.2°	2.0	0.31	41	52	1	22.3
32	1	3.7	0.8°	2.0	0.31	53	64	1	28.3
33	1	3.7	0.8°	2.0	0.31	55	66	1	29.3
40	1	3.7	0.6°	2.0	0.31	69	80	1	36.3
50	1	3.7	0.5°	2.0	0.31	89	98	1	46.3
63	1	3.7	0.4°	2.0	0.31	115	126	1	59.3

**ENMX 0905**



Unit:mm

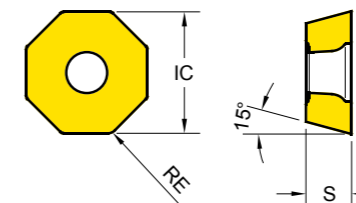
APMXR Radial AP Max	RP Programmed Corner R	UTCN Uncut Thickness	Overcut
4.7	R2.5	0.56	0
	R3.0	0.40	0.10
	R3.5	0.24	0.25
	R4.0	0.10	0.41
	R4.5	0	0.49



DCX External Cutter Diameter	APMX Maximum Depth of Cut	APMXR Maximum Radial Depth of Cut	RMPX Maximum Ramping Angle(°)	RP Programmed Corner Radius	UTCN Uncut Thickness	Diameter Minimum Cutting Diameter	Diameter Maximum Cutting Diameter	Pitch Helical Interpolation Pitch	Ae Enlarge Width
25	1.5	5	3.8°	2.5	0.56	42	50	1.5	20
26	1.5	5	3.4°	2.5	0.56	44	52	1.5	21
32	1.5	5	2.3°	2.5	0.56	56	64	1.5	27
33	1.5	5	2.2°	2.5	0.56	58	66	1.5	28
40	1.5	5	1.6°	2.5	0.56	72	80	1.5	35
50	1.5	5	1.1°	2.5	0.56	92	100	1.5	45
63	1.5	5	0.8°	2.5	0.56	118	126	1.5	57
80	1.5	5	0.6°	2.5	0.56	152	160	1.5	74

Milling - Face Milling - Inserts

**ODMT, ODMW - Face Milling Positive (8 Corners)**



Series	IC	S
ODM*0605	15.9	5.6

EDP 1200..

●: Stock item ○: Order made item

H20	P15	P25	P30	P30	P30	P40	K10	K15
P20			K30	M30	M30	M40		
			S30	S30	S40			
YG012	YG712	YG713	YG622	YG612	YG602	YG613	YG5020	YG501
		○ 0659			● 0030	● 0675		
					● 0031			

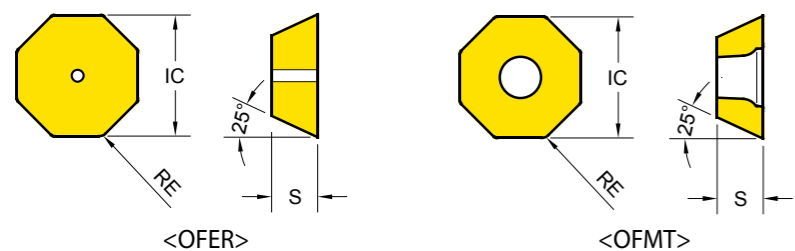
**ODMT  
ODMW**



Designation	RE (mm)	Fz (mm/tooth)	BS (mm)
ODMT 060508	0.8	0.05~0.30	
ODMW 060508	0.8	0.05~0.30	

Milling - Face Milling - Inserts

**OFER, OFMT** - Face Milling Positive (8 Corners)



Series	IC	S
OFER 0704	18.05	4.78
OFMT 05T3	12.73	4.06

EDP 1200..

●: Stock item ○: Order made item

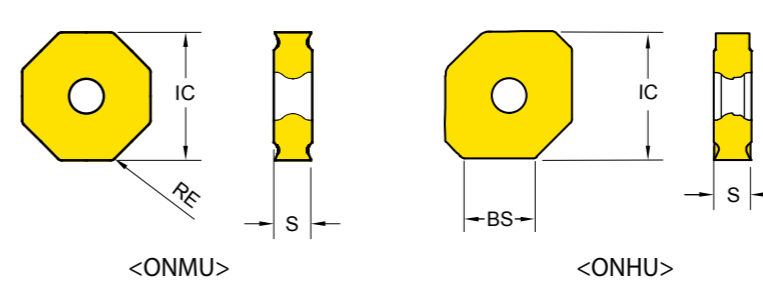
H20	P15	P25	P30	P30	P30	P40	K10	K15
P20			K30	M30 S30	M30	M40 S40		

OFER	Designation	RE (mm)	Fz (mm/tooth)	BS (mm)	YG012	YG712	YG713	YG622	YG612	YG602	YG613	YG5020	YG501
General	OFER 070405	0.5	0.05~0.30							● 0209			

OFMT	Designation	RE (mm)	Fz (mm/tooth)	BS (mm)	YG012	YG712	YG713	YG622	YG612	YG602	YG613	YG5020	YG501
General	OFMT 05T308	0.8	0.05~0.20							● 0032			

Milling - Face Milling - Inserts

**ONHU / ONMU** - Face Milling Negative (16 Corners)



Series	IC	S
ON*U 0806	20.2	5.8

EDP 1200..

●: Stock item ○: Order made item

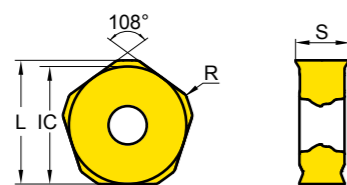
H20	P15	P25	P30	P30	P30	P40	K10	K15
P20			K30	M30 S30	M30	M40 S40		

ONMU / ONHU	Designation	RE (mm)	Fz (mm/tooth)	BS (mm)	YG012	YG712	YG713	YG622	YG612	YG602	YG613	YG5020	YG501
Wiper Insert	ONHU 080612	1.2	0.08~0.25	10.6								● 0482	● 0496
General	ONMU 080608	0.8	0.05~0.35		● 0609	○ 0657			● 0233	● 0670	● 0414		
	ONMU 080612	1.2	0.05~0.35							● 0615	● 0542		
	ONMU 080620	2.0	0.05~0.35									● 0707	

\*Wiper Insert can use 4 corners for right handed cutter and 4 corners for left handed cutter



Milling - Face Milling - Inserts  
**PNMU** - Face Milling Negative (10 Corners)



Series	KRINS	IC	S
PNMU 1206	36	14.0	5.84

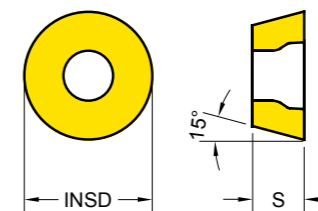
EDP 1200..

●: Stock item ○: Order made item

H20	P15	P25	P30	P30	P30	P40	K10	K15
P20			K30	M30	M30	M40		
			S30	S30	S40	S40		

PNMU	Designation	RE (mm)	Fz (mm/tooth)	BS (mm)	EDP 1200..														
					YG012	YG712	YG713	YG622	YG612	YG602	YG613	YG5020	YG501G						
General	PNMU 1206ZNN	0.8	0.05 ~ 0.50	2.10	●	●	○												
					0753	0596	0645												
-ST Stainless Steel Super Alloy	PNMU 1206-ST	0.8	0.05 ~ 0.30	2.10							●	●							
											0761	0760							

Milling - Profiling - Inserts  
**RDKT / W** - Profiling Positive (Round)



Series	INSD	S	Series	INSD	S
RDK* 0501	5	1.4	RDK* 10T3	10	4.0
RDK* 0702	7	2.4	RDK* 1204	12	4.8
RDK* 0802	8	2.4	RDK* 1604	16	4.8

EDP 1200..

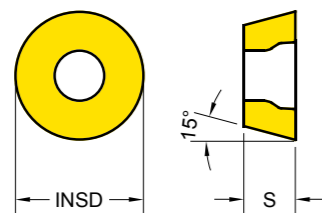
●: Stock item ○: Order made item

H20	P15	P25	P30	P30	P30	P40	K10	K15
P20			K30	M30	M30	M40		
			S30	S30	S40	S40		

RDKT RDKW	Designation	Fz (mm/tooth)	EDP 1200..																	
			YG012	YG712	YG713	YG622	YG612	YG602	YG613	YG5020	YG501									
General	RDKT 0802M0	0.05 ~ 0.25																		
	RDKT 10T3M0	0.05 ~ 0.30			○						●									
	RDKT 1204M0	0.05 ~ 0.50			○						●	●								
	RDKT 1604M0	0.05 ~ 0.50									●									
-ST Stainless Steel Super Alloy	RDKT 0802M0-ST	0.05 ~ 0.15									●									
	RDKT 10T3M0-ST	0.05 ~ 0.20									●	●								
	RDKT 1204M0-ST	0.05 ~ 0.30									●	●								
											0292	0620								
-TR Hardened Steel	RDKT 0802M0-TR	0.05 ~ 0.35	●			○					●									
	RDKT 10T3M0-TR	0.05 ~ 0.40	●			○					●									
	RDKT 1204M0-TR	0.05 ~ 0.60	●		○	○					●									
											0745	0339	0284							
RDKW Hard Materials	RDKW 0501M0	0.05 ~ 0.20				○					●									
	RDKW 0702M0	0.05 ~ 0.25				○					●									
	RDKW 0802M0	0.05 ~ 0.30				○					●									
	RDKW 10T3M0	0.05 ~ 0.40				○					●									
	RDKW 1204M0	0.05 ~ 0.60				○	○				●									
	RDKW 1604M0	0.05 ~ 0.60	●			○	○				●									

## Milling - Profiling - Inserts

## RDMT / W - Profiling Positive (Round)



Series	INSD	S	Series	INSD	S
RDM* 0602	6	2.38	RDM* 10T3	10	3.97
RDM* 0802	8	2.38	RDM* 1204	12	4.76
RDM* 0803	8	3.18			

## EDP 1200..

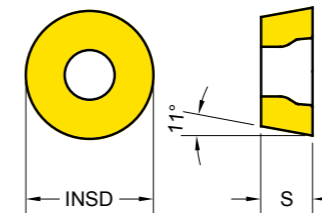
●: Stock item ○: Order made item

H20	P15	P25	P30	P30	P30	P40	K10	K15
P20			K30	M30	M30	M40		
			S30	S30	S40	S40		

RDMT RDMW	Designation	Fz (mm/tooth)	EDP 1200..											
			YG012	YG712	YG713	YG622	YG612	YG602	YG613	YG5020	YG501			
RDMT General	RDMT 0602M0	0.05 ~ 0.20								●				
	RDMT 0802M0	0.05 ~ 0.25								●				
	RDMT 0803M0	0.05 ~ 0.25								●				
	RDMT 10T3M0	0.05 ~ 0.30								●				
RDMW Hard Materials	RDMT 1204M0	0.05 ~ 0.50								●				
	RDMW 0802M0	0.05 ~ 0.30								●				
	RDMW 10T3M0	0.05 ~ 0.40								●				
	RDMW 1204M0	0.05 ~ 0.60								●				

## Milling - Profiling - Inserts

## RPMT / W - Profiling Positive (Round)



Series	INSD	S	Series	INSD	S
RPM* 08T2	8	2.78	RPM* 10T3	10	3.97
RPM* 1003	10	3.18	RPM* 1204	12	4.76

## EDP 1200..

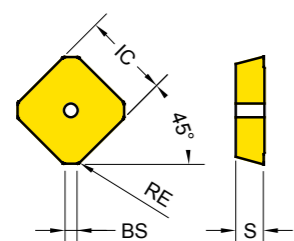
●: Stock item ○: Order made item

H20	P15	P25	P30	P30	P30	P40	K10	K15
P20			K30	M30	M30	M40		
			S30	S30	S40	S40		

RPMT RPMW	Designation	Fz (mm/tooth)	EDP 1200..											
			YG012	YG712	YG713	YG622	YG612	YG602	YG613	YG5020	YG501			
RPMT General	RPMT 08T2M0	0.05 ~ 0.25			○				●	●				
	RPMT 10T3M0	0.05 ~ 0.30			○				●	●				
	RPMT 1204M0	0.05 ~ 0.50			○				●	●			●	
-ST Stainless Steel Super Alloy	RPMT 1204M0 - ST	0.05 ~ 0.30							●	●				
RPMW Hard Materials	RPMW 1003M0	0.05 ~ 0.40			○	○			●					
	RPMW 1204M0	0.05 ~ 0.60			○				●					

Milling - Face Milling - Inserts

**SDCN, SDKN** - Face Milling Positive (4 Corners ISO)



EDP 1200..

●: Stock item ○: Order made item

Series	IC	S
SD** 1203	12.70	3.18
SD** 1504	15.88	4.76

EDP 1200..

●: Stock item ○: Order made item

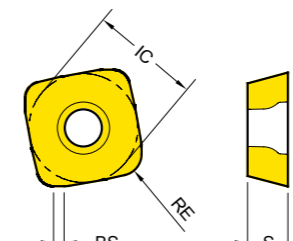
H20	P15	P25	P30	P30	P30	P40	K10	K15
P20			K30	M30	M30	M40		
			S30	S30	S40	S40		

SDCN SDKN	Designation	RE (mm)	Fz (mm/tooth)	BS (mm)	EDP 1200..													
					YG012	YG712	YG713	YG622	YG612	YG602	YG613	YG5020	YG501					
SDCN Ground insert	SDCN 1203 AESN - M	1.0	0.05 ~ 0.20	2.04		●												
	SDCN 1504 AESN - M	1.0	0.05 ~ 0.20	2.19		●												
	SDCN 1504 AESN - MR	1.0	0.05 ~ 0.20	2.19		●												
SDKN Hard Materials	SDKN 1203 AETN	0.5	0.05 ~ 0.30	1.85							●							
	SDKN 1203 AETN - PW	0.4	0.05 ~ 0.30	1.98							●							
	SDKN 1203 AETN - GW	1.3	0.05 ~ 0.30	1.85							●							
	SDKN 1203 AESN - GW	1.3	0.05 ~ 0.30	1.85	●													
	SDKN 1504 AETN	0.45	0.05 ~ 0.30	2.00							●							
	SDKN 1504 AETN - PW	0.4	0.05 ~ 0.30	1.95							●							
	SDKN 1504 AETN - GW	1.3	0.05 ~ 0.30	2.05							●							

- PW : for Improved Surface Roughness
- GW : Ground Wiper
- M : for Mold & Die
- MR : for Mold & Die Roughing

Milling - High Feed Milling - Inserts

**SDMT / W** - High Feed Positive (4 Corners)



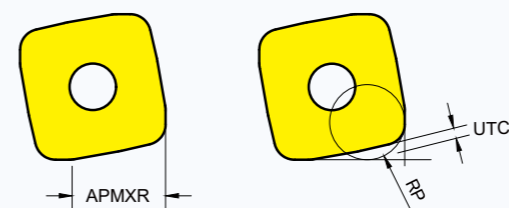
EDP 1200..

●: Stock item ○: Order made item

H20	P15	P25	P30	P30	P30	P40	K10	K15
P20			K30	M30	M30	M40		
			S30	S30	S40	S40		

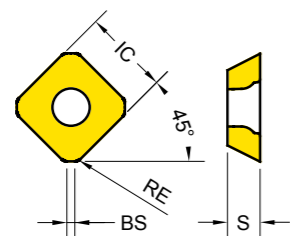
SDMT SDMW	Designation	RE (mm)	Fz (mm/tooth)	BS (mm)	EDP 1200..													
					YG012	YG712	YG713	YG622	YG612	YG602	YG613	YG5020	YG501					
-ST Stainless Steel Super Alloy	SDMT 120420 - ST	1.9	0.60 ~ 1.20	1.45							●	●						
											0274	0666						
SDMW Hard Materials	SDMW 120420	1.9	0.60 ~ 1.40	1.4	●	○	○				●	●						
					0737	0634	0341				0273	0691						

Technical Information



APMXR Radial AP Max	RP Programmed Corner R	UTCN Uncut Thickness
8.6	3.5	0.94

Milling - Face Milling - Inserts  
**SEGT** - Face Milling Positive (4 Corners)



Series	IC	S
SEGT 1204	12.74	4.91
SEGT 12T3	13.40	4.03

EDP 1200..

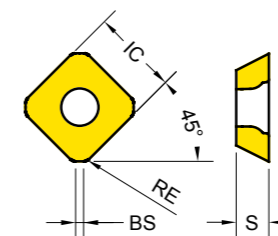
●: Stock item ○: Order made item

H20	P15	P25	P30	P30	P30	P40	K10	N15
P20			K30	M30 S30	M30	M40 S40		

SEGT 1204	Designation	RE (mm)	Fz (mm/tooth)	BS (mm)	YG012	YG712	YG713	YG622	YG612	YG602	YG613	YG5020	YG50
-AL Aluminium	SEGT 1204-AL	1.2	0.05~0.30	2.01									● 0467

SEGT 12T3	Designation	RE (mm)	Fz (mm/tooth)	BS (mm)	YG012	YG712	YG713	YG622	YG612	YG602	YG613	YG5020	YG50
-AL Aluminium	SEGT 12T3-AL	1.2	0.05~0.30	1.94									● 0468

Milling - Face Milling - Inserts  
**SEKT** - Face Milling Positive (4 Corners)



Series	IC	S
SEKT 1204	12.7	4.9
SEKT 12T3	13.4	4

EDP 1200..

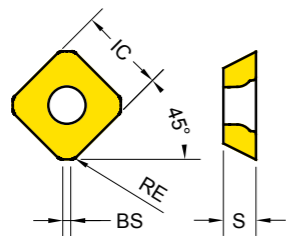
●: Stock item ○: Order made item

H20	P15	P25	P30	P30	P30	P40	K10	K15
P20			K30	M30 S30	M30	M40 S40		

SEKT 1204	Designation	RE (mm)	Fz (mm/tooth)	BS (mm)	YG012	YG712	YG713	YG622	YG612	YG602	YG613	YG5020	YG501
SEKT 1204 General	SEKT 1204 AFTN	1.1	0.20~0.35	1.18				○ 0416		● 0055			
-ST Stainless Steel Super Alloy	SEKT 1204-ST	1.1	0.08~0.30	2.00						● 0257	● 0722		

SEKT 12T3	Designation	RE (mm)	Fz (mm/tooth)	BS (mm)	YG012	YG712	YG713	YG622	YG612	YG602	YG613	YG5020	YG501
SEKT 12T3 General	SEKT 12T3 AGTN	1.5	0.05~0.24	1.30						● 0056			
-ST Stainless Steel Super Alloy	SEKT 12T3-ST	1.5	0.05~0.12	2.00						● 0271	● 0689		

Milling - Face Milling - Inserts  
**SEMT** - Face Milling Positive (4 Corners)



Series	IC	S
SEMT1204	12.92	5.1
SEMT13T3	13.40	4.0

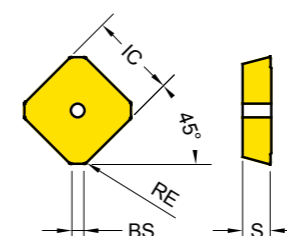
EDP 1200..

●: Stock item ○: Order made item

H20	P15	P25	P30	P30	P30	P40	K10	K15
P20			K30	M30 S30	M30	M40 S40		

SEMT	Designation	RE (mm)	Fz (mm/tooth)	BS (mm)	EDP 1200..														
					YG012	YG712	YG713	YG622	YG612	YG602	YG613	YG5020	YG501						
SEMT 1204 General	SEMT 1204 AFTN	1.2	0.05~0.24	1.24															
SEMT 13T3 General	SEMT 13T3 AGSN	1.5	0.05~0.24	1.31															

Milling - Face Milling - Inserts  
**SEKR / N** - Face Milling Positive (4 Corners ISO)



Series	IC	S
SEK* 1203	12.7	3.2

EDP 1200..

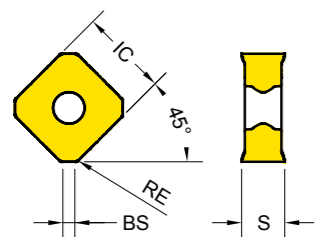
●: Stock item ○: Order made item

H20	P15	P25	P30	P30	P30	P40	K10	K15
P20			K30	M30 S30	M30	M40 S40		

SEKR SEKN	Designation	RE (mm)	Fz (mm/tooth)	BS (mm)	EDP 1200..														
					YG012	YG712	YG713	YG622	YG612	YG602	YG613	YG5020	YG501						
SEKR General	SEKR 1203 AFTN	0.4	0.05~0.23	1.40															
	SEKR 1203 AFTN - PW	0.4	0.05~0.24	2.00															
SEKN Hard Materials	SEKN 1203 AFTN	0.4	0.05~0.30	1.40															
	SEKN 1203 AFTN - GW	0.4	0.05~0.33	2.00															
	SEKN 1203 AFTN - PW	0.4	0.05~0.33	2.00															

- PW : for Improved Surface Roughness  
 - GW : Ground Wiper

Milling - Face Milling - Inserts  
**SNMX** - Face Milling Negative (8 Corners)



Series	IC	S
SNMX 1206	12.7	6.25

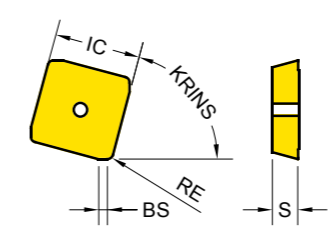
EDP 1200..  
 ●: Stock item ○: Order made item

H20	P15	P25	P30	P30	P30	P40	K10	K15
P20			K30	M30 S30	M30	M40 S40		

SNMX	Designation	RE (mm)	Fz (mm/tooth)	BS (mm)	YG012	YG712	YG713	YG622	YG612	YG602	YG613	YG5020	YG501
General	SNMX 1206 ANN	0.8	0.05~0.24	1.70	● 0754		○ 0658			● 0231	● 0674	● 0460	
	SNMX 1206 QNN	0.8	0.05~0.24	1.99		● 0732						● 0731	● 0686



Milling - Face Milling - Inserts  
**SPCN, SPKN / R** - Face Milling Positive (4 Corners ISO)



Series	KRINS	IC	S
SP** 1203	75°	12.70	3.18
SP** 1504	75°	15.88	4.76

EDP 1200..  
 ●: Stock item ○: Order made item

H20	P15	P25	P30	P30	P30	P40	K10	K15
P20			K30	M30 S30	M30	M40 S40		

SPCN SPKN SPKR	Designation	RE (mm)	Fz (mm/tooth)	BS (mm)	YG012	YG712	YG713	YG622	YG612	YG602	YG613	YG5020	YG501
SPCN Ground insert	SPCN 1203 EDSR - M	0.8	0.10~0.20	1.82		● 0081							
	SPCN 1203 EDSR - MR	0.8	0.10~0.20	1.77		● 0198							
	SPCN 1504 EDSR - M	0.8	0.10~0.20	1.92		● 0098							
	SPCN 1504 EDSR - MR	0.8	0.10~0.20	1.86		● 0199							
SPKN Hard Materials	SPKN 1203 EDTR	0.8	0.05~0.30	1.40						● 0048			
	SPKN 1203 EDTR - GW	0.6	0.05~0.38	1.50						● 0280			
	SPKN 1203 EDTR - PW	0.8	0.05~0.38	1.50						● 0279			
	SPKN 1504 EDTR	0.8	0.05~0.24	1.30						● 0049			
	SPKN 1504 EDTR - GW	0.8	0.05~0.38	2.20						● 0305			
	SPKN 1504 EDTR - PW	0.8	0.05~0.38	2.13						● 0299			
SPKR General	SPKR 1203 EDTR	0.8	0.05~0.24	1.40						● 0050			
	SPKR 1203 EDTR - PW	0.8	0.05~0.11	1.54						● 0298			

- PW : for Improved Surface Roughness
- GW : Ground Wiper
- M : for Mold & Die
- MR : for Mold & Die Roughing

Milling - Face Milling - Inserts  
**SPMT** - Universal Positive (4 Corners)

TURNING

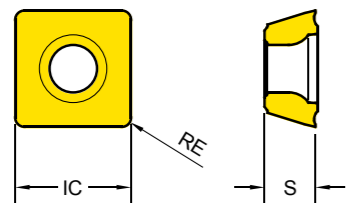
PARTING & GROOVING

MILLING

DRILLING

TECHNICAL INFORMATION

Series	AS	IC	S
SPMT 1204	11°	12.7	4.81



EDP 1200..  
 ●: Stock item ○: Order made item

H20	P15	P25	P30	P30	P30	P40	K10	K15
P20			K30	M30 S30	M30	M40 S40		

SPMT	Designation	RE (mm)	Fz (mm/tooth)	BS (mm)	YG012	YG712	YG713	YG622	YG612	YG602	YG613	YG5020	YG501
SPMT	SPMT 120408	0.8	0.05~0.24							● 0223			
General													



Milling - Face Milling - Inserts  
**SPUN** - Universal Positive (4 Corners ISO)

TURNING

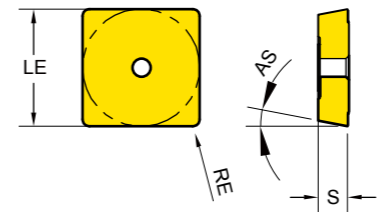
PARTING & GROOVING

MILLING

DRILLING

TECHNICAL INFORMATION

Series	AS	IC	S
SPUN 1203	11°	12.7	3.2



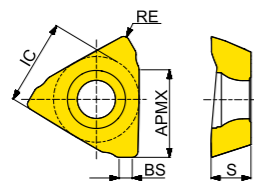
EDP 1200..  
 ●: Stock item ○: Order made item

H20	P15	P25	P30	P30	P30	P40	K10	K15
P20			K30	M30 S30	M30	M40 S40		

SPUN	Designation	RE (mm)	Fz (mm/tooth)	BS (mm)	YG012	YG712	YG713	YG622	YG612	YG602	YG613	YG5020	YG501
SPUN	SPUN 120308	0.8	0.05~0.29							● 0224			
General													



Milling - Shoulder Milling - Inserts  
**TPKT** - Shoulder Milling Positive (3 Corner ISO)



Series	KRINS	IC	S
TP** 1104	90	7.54	4.28
TP** 1605	90	11.66	5.38

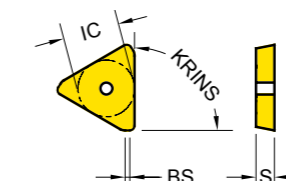
EDP 1200..

●: Stock item ○: Order made item

H20	P15	P25	P30	P30	P30	P40	K10	K15
P20			K30	M30 S30	M30	M40 S40		

TPKT	Designation	RE (mm)	Fz (mm/tooth)	BS (mm)	EDP 1200..									
					YG012	YG712	YG713	YG622	YG612	YG602	YG613	YG5020	YG501	
<b>NEW</b> TPKT General	TPKT 110404R - GN	0.4	0.05 ~ 0.24	1.60	●	●			●		●			
	TPKT 110408R - GN	0.8	0.05 ~ 0.24	1.15	●	●			●		●			
	TPKT 110416R - GN	1.6	0.05 ~ 0.24	0.60	●	●			●		●			
	TPKT 160508R - GN	0.8	0.05 ~ 0.27	1.79	●	●			●		●			
	TPKT 160516R - GN	1.6	0.05 ~ 0.27	1.20	●	●			●		●			
	TPKT 160524R - GN	2.4	0.05 ~ 0.27	0.70	●	●			●		●			
<b>NEW</b> -ST Stainless Steel Super Alloy	TPKT 110404R - ST	0.4	0.05 ~ 0.15	1.60					●	●				
	TPKT 110408R - ST	0.8	0.05 ~ 0.15	1.15					●	●				
	TPKT 160508R - ST	0.8	0.05 ~ 0.15	0.60					●	●				

Milling - Shoulder Milling - Inserts  
**TPCN / TPKN / TPKR** - Shoulder Milling Positive (3 Corner ISO)



Series	KRINS	IC	S
TP** 1603	90	9.53	3.18
TP** 2204	90	12.7	4.85

EDP 1200..

●: Stock item ○: Order made item

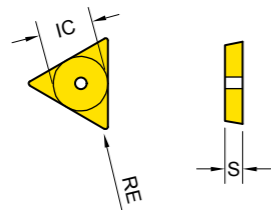
H20	P15	P25	P30	P30	P30	P40	K10	K15
P20			K30	M30 S30	M30	M40 S40		

TPCN TPKN TPKR	Designation	RE (mm)	Fz (mm/tooth)	BS (mm)	EDP 1200..									
					YG012	YG712	YG713	YG622	YG612	YG602	YG613	YG5020	YG501	
<b>TPCN</b> Ground insert	TPCN 2204 PDSR - M		0.05 ~ 0.20	1.76		●								
	TPCN 2204 PDSR - MR		0.05 ~ 0.20	1.76		●								
<b>TPKN</b> Hard Materials	TPKN 1603 PDTR		0.05 ~ 0.21	1.2						●				
	TPKN 1603 PDTR - GW		0.05 ~ 0.15	1.6						●				
	TPKN 1603 PDTR - PW		0.05 ~ 0.30	1.2						●				
	TPKN 2204 PDTR		0.05 ~ 0.24	1.7						●				
	TPKN 2204 PDTR - GW		0.05 ~ 0.45	2.5						●				
	TPKN 2204 PDTR - PW		0.05 ~ 0.29	1.7						●				
<b>TPKR</b> General	TPKR 1603 PDTR		0.15 ~ 0.28	1.2						●	●			
	TPKR 1603 PDTR - PW		0.11 ~ 0.20	1.2						●				
	TPKR 2204 PDTR		0.18 ~ 0.35	1.7						●	●			
	TPKR 2204 PDTR - PW		0.18 ~ 0.35	1.7						●				

- PW : for Improved Surface Roughness
- GW : Ground Wiper
- M : for Mold & Die
- MR : for Mold & Die Roughing



Milling - Shoulder Milling - Inserts  
**TPUN** - Universal Positive (3 Corners ISO)



Series	IC	S
TPUN 1603	9.53	3.18

EDP 1200..

●: Stock item ○: Order made item

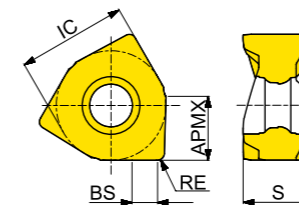
H20	P15	P25	P30	P30	P30	P40	K10	K15
P20			K30	M30 S30	M30	M40 S40		

TPUN	Designation	RE (mm)	Fz (mm/tooth)	BS (mm)	YG012	YG712	YG713	YG622	YG612	YG602	YG613	YG5020	YG501
	TPUN 160308	0.8	0.08~0.15							● 0064			

TPUN



Milling - Shoulder Milling - Inserts  
**WNEX** - Shoulder Milling Negative (6 Corners)



Series	IC	S
WNE* 0806	12.9	6.25

EDP 1200..

●: Stock item ○: Order made item

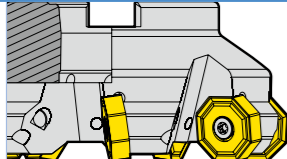
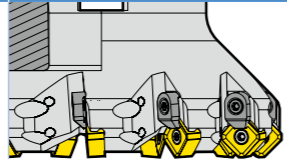
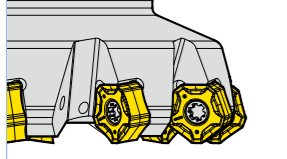
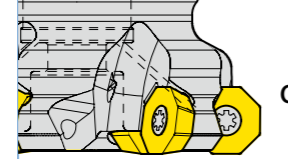
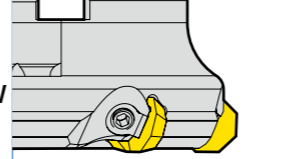
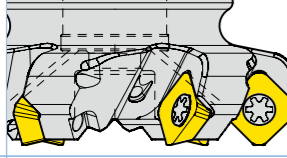


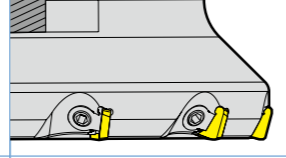
H20	P15	P25	P30	P30	P30	P40	K10	K15
P20			K30	M30 S30	M30	M40 S40		

WNEX	Designation	RE (mm)	Fz (mm/tooth)	BS (mm)	YG012	YG712	YG713	YG622	YG612	YG602	YG613	YG5020	YG501
NEW WNEX General	WNEX 080604R - GN	0.4	0.05~0.26	3.2	● 0856	● 0857			● 0855			● 0858	
	WNEX 080608R - GN	0.8	0.05~0.26	2.8	● 0859	● 0792			● 0854		● 0793	● 0794	● 0795
	WNEX 080612R - GN	1.2	0.05~0.26	2.4	● 0877	● 0878			● 0885			● 0879	
	WNEX 080616R - GN	1.6	0.05~0.26	2.0	● 0861	● 0862			● 0860			● 0863	
	WNEX 080620R - GN	2.0	0.05~0.26	1.6	● 0882	● 0883			● 0886			● 0884	
NEW -ST Stainless Steel Super Alloy	WNEX 080604R - ST	0.4	0.05~0.19	3.6					● 0864			● 0865	
	WNEX 080608R - ST	0.8	0.05~0.19	3.3					● 0866			● 0867	
	WNEX 080612R - ST	1.2	0.05~0.19	2.8					● 0875			● 0876	
	WNEX 080616R - ST	1.6	0.05~0.19	2.4					● 0868			● 0869	
	WNEX 080620R - ST	2.0	0.05~0.19	2.0					● 0880			● 0881	

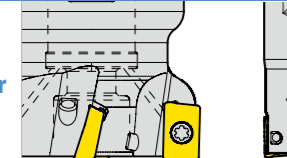
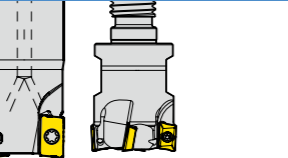
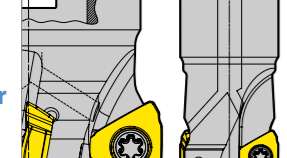



## Milling Cutters Overview

Mounting Bolt : p. 197

## Face Milling

Negative Octagonal		Negative Square		
Cutter	 ONMU 0806	 SNMX 1206		
APMX	5.5	6		
DC	Ø63~315	Ø50~200		
page	185	192		
Negative 10 Corner		Positive Octagonal		
Cutter	 PNMU 1206	 ODMT/ODMW 0605	 OFER 0704	
APMX	4	3.5	5	
DC	Ø50~125	Ø63~125	Ø63~160	
page	186	184	184	
Positive Square			ISO	
Cutter	 SEKT 1204	 SEKT 12T3	 SEGT 1204	 SPKN/SPKR/SPCN 1203
APMX	6	6	6	8
DC	Ø40~160	Ø50~160	Ø50~160	Ø50~200
page	190	190	190	191

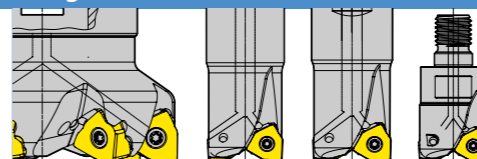
## Shoulder Milling

2 Corner Positive		ISO		
Cutter	 APKT 1003	 APKT 1604		
APMX	9	14		
DC	Ø16~100	Ø25~200		
page	178-179	180-181		
3 Corner Positive		ISO		
Cutter	 TPKT 1104	 TPKT 1605	 TPKN/TPKR/TPCN 1603	 TPKN/TPKR/TPCN 2204
APMX	7.0	11.0	12	18
DC	20~63	32~200	Ø50~125	Ø63~315
page	194	195	193	193

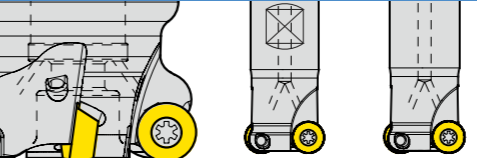



## Milling Cutters Overview

Mounting Bolt : p. 197

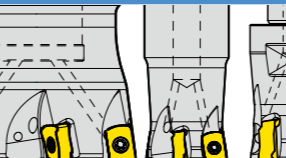


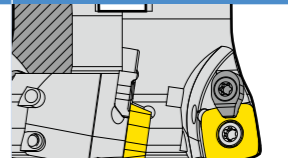
## Shoulder Milling

6 Corner Negative	
Cutter	 WNEX0806
APMX	7
DC	Ø32~125
page	196


## Profiling

Round Positive		RDKT / RDKW		
Cutter				
APMX	4	5	6	
DCX	Ø16~25	Ø20~63	Ø25~100	
page	187	187	188	

## High Feed Milling

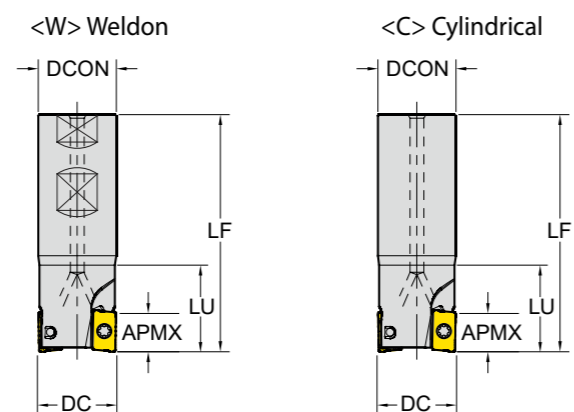
Negative 4 Corner			Positive 4 Corner	
Cutter	 ENMX 0604	 ENMX 0604	 ENMX 0905	 SDMT/SDMW 1204
APMX	0.9	1	1.5	1.8
DCX	Ø16~18	Ø20~50	Ø25~125	Ø32~100
page	182	182	183	189

## Modular Shank

Modular Shank for Modular Head	
Cutter	 M08 ~ M16
page	197

## Milling - Shoulder Milling - Cutter Cutters for APKT

Entering Angle : 90°  
2 Corner Positive



CICT : Number of Inserts  
CBDP : Connection Bore Depth

□: p. 151 Unit:mm

Series	APMX	Designation	EDP 1700..	DC	CICT	LU	LF	TYPE	DCON	CBDP	DCSFMS	PCD1	PCD2	☉
APKT 1003	9.0	E90 - APKT10 - D16Z2C16 - L100	0083	16	2	40	100	Cylindrical	16	-	-	-	-	●
		E90 - APKT10 - D16Z2C16 - L120	0532	16	2	30	120		16	-	-	-	-	●
		E90 - APKT10 - D16Z2C16 - L150	0154	16	2	40	150		16	-	-	-	-	●
		E90 - APKT10 - D16Z2C16 - L200	0533	16	2	100	200		16	-	-	-	-	●
		E90 - APKT10 - D20Z2C20 - L250	0534	20	2	150	250		20	-	-	-	-	●
		E90 - APKT10 - D20Z3C20 - L100	0535	20	3	30	100		20	-	-	-	-	●
		E90 - APKT10 - D20Z3C20 - L120	0085	20	3	40	120		20	-	-	-	-	●
		E90 - APKT10 - D20Z3C20 - L150	0536	20	3	50	150		20	-	-	-	-	●
		E90 - APKT10 - D20Z3C20 - L200	0270	20	3	100	200		20	-	-	-	-	●
		E90 - APKT10 - D25Z3C25 - L100	0537	25	3	30	100		25	-	-	-	-	●
		E90 - APKT10 - D25Z3C25 - L120	0186	25	3	40	120	25	-	-	-	-	●	
		E90 - APKT10 - D30Z4C25 - L100	0122	30	4	30	100	25	-	-	-	-	●	
		E90 - APKT10 - D30Z4C25 - L120	0086	30	4	30	120	25	-	-	-	-	●	
		E90 - APKT10 - D32Z4C25 - L100	0538	32	4	35	100	25	-	-	-	-	●	
		E90 - APKT10 - D32Z4C25 - L150 - WOC	0539	32	4	35	150	25	-	-	-	-	X	
		E90 - APKT10 - D12Z1W16 - L100	0540	12	1	30	100	16	-	-	-	-	●	
		E90 - APKT10 - D14Z1W16 - L100	0541	14	1	30	100	16	-	-	-	-	●	
		E90 - APKT10 - D16Z2W16 - L100	0542	16	2	30	100	16	-	-	-	-	●	
		E90 - APKT10 - D16Z2W16 - L85	0082	16	2	-	85	16	-	-	-	-	●	
		E90 - APKT10 - D18Z2W16 - L100	0543	18	2	30	100	16	-	-	-	-	●	

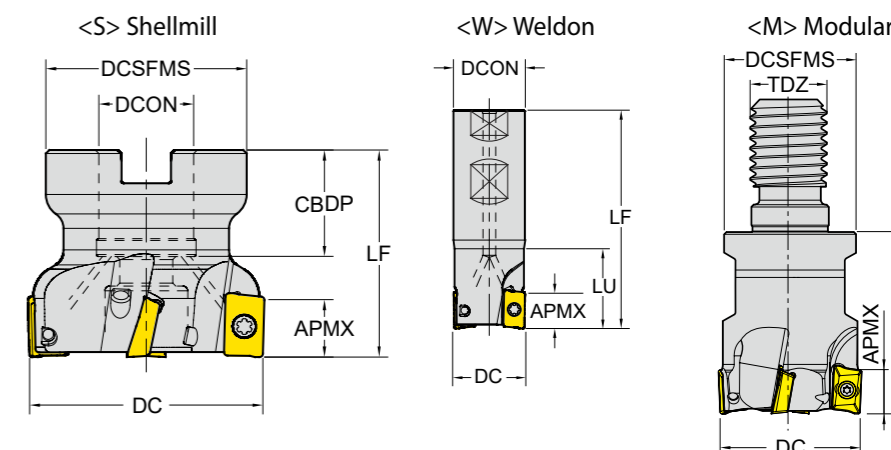
▶ NEXT PAGE

\* Clamping Torque (Nm) 1.2Nm

APKT10	Screw (Cutter D16~D20)	Screw (Cutter D20~)	Wrench
Description	TP072505	TP072506	TPWFTP07
EDP	18000016	18000013	18000001

## Milling - Shoulder Milling - Cutter Cutters for APKT

Entering Angle : 90°  
2 Corner Positive



CICT : Number of Inserts  
CBDP : Connection Bore Depth

□: p. 151 Unit:mm

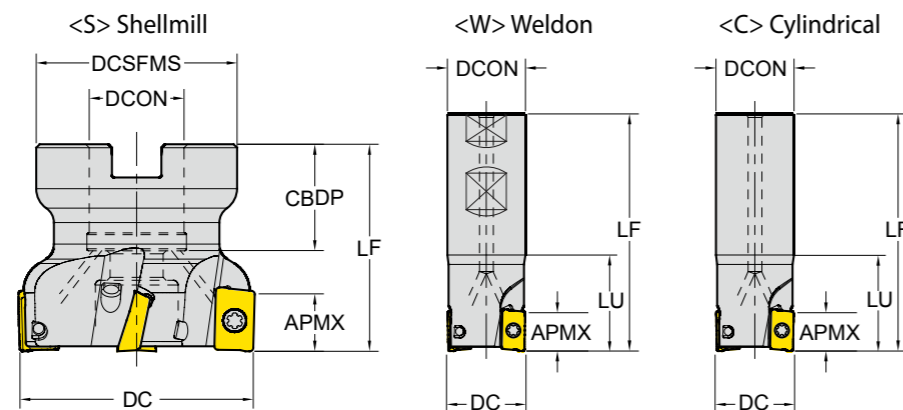
Series	APMX	Designation	EDP 1700..	DC	CICT	LU	LF	TYPE	DCON / TDZ	CBDP	DCSFMS	PCD1	PCD2	☉	
APKT 1003	9.0	E90 - APKT10 - D20Z3W20 - L100	0461	20	3	30	100	Weldon	20	-	-	-	-	●	
		E90 - APKT10 - D20Z3W20 - L90	0084	20	3	40	90		20	-	-	-	-	●	
		E90 - APKT10 - D22Z3W20 - L100	0544	22	3	30	100		20	-	-	-	-	●	
		E90 - APKT10 - D25Z3W25 - L100	0545	25	3	30	100		25	-	-	-	-	●	
		E90 - APKT10 - D25Z4W25 - L100	0546	25	4	30	100		25	-	-	-	-	●	
		E90 - APKT10 - D32Z4W32 - L150 - WOC	0547	32	4	50	150		32	-	-	-	-	X	
		F90 - APKT10 - D40Z4S16	0087	40	4	-	40		16	18	34	-	-	-	●
		F90 - APKT10 - D40Z5S16	0472	40	5	-	40		16	20	36	-	-	-	●
		F90 - APKT10 - D50Z6S22	0215	50	6	-	40	22	22	42	-	-	-	●	
		F90 - APKT10 - D50Z7S22	0088	50	7	-	40	22	20	42	-	-	-	●	
		F90 - APKT10 - D63Z7S22	0548	63	7	-	40	22	22	48	-	-	-	●	
		F90 - APKT10 - D80Z8S27	0549	80	8	-	50	27	25	58	-	-	-	●	
		F90 - APKT10 - D100Z9S32	0550	100	9	-	50	32	26	65	-	-	-	●	
		M90 - APKT10 - D16Z2M08	0551	16	2	-	30	M08	-	14.75	-	-	-	●	
		M90 - APKT10 - D20Z3M10	0552	20	3	-	30	M10	-	18	-	-	-	●	
		M90 - APKT10 - D25Z3M12	0553	25	3	-	35	M12	-	21	-	-	-	●	
		M90 - APKT10 - D32Z4M16	0554	32	4	-	35	M16	-	29	-	-	-	●	
		M90 - APKT10 - D40Z5M16	0555	40	5	-	43	M16	-	29	-	-	-	●	
		M90 - APKT10 - D42Z5M16	0556	42	5	-	43	M16	-	29	-	-	-	●	

\* Clamping Torque (Nm) 1.2Nm

APKT10	Screw (Cutter D16~D20)	Screw (Cutter D20~)	Wrench
Description	TP072505	TP072506	TPWFTP07
EDP	18000016	18000013	18000001

## Milling - Shoulder Milling - Cutter Cutters for APKT

Entering Angle : 90°  
2 Corner Positive



CICT : Number of Inserts  
CBDP : Connection Bore Depth

□: p. 151 Unit: mm

Series	APMX	Designation	EDP 1700..	DC	CICT	LU	LF	TYPE	DCON	CBDP	DCSFMS	PCD1	PCD2	☉	
APKT 1604	14.0	E90 - APKT16 - D25Z2C20 - L100	0091	25	2	-	100	Shellmill	20	-	-	-	-	●	
		E90 - APKT16 - D25Z2C20 - L100 - WOC	0243	25	2	35	100		20	-	-	-	-	-	X
		E90 - APKT16 - D25Z2C25 - L250 - WOC	0557	25	2	100	250		25	-	-	-	-	-	X
		E90 - APKT16 - D32Z2C32 - L250 - WOC	0558	32	2	100	250		32	-	-	-	-	-	X
		E90 - APKT16 - D32Z3C25 - L110	0094	32	3	-	110	Cylindrical	25	-	-	-	-	-	●
		E90 - APKT16 - D32Z3C25 - L200	0559	32	3	40	200		25	-	-	-	-	-	●
		E90 - APKT16 - D32Z3C32 - L150 - WOC	0250	32	3	50	150		32	-	-	-	-	-	X
		E90 - APKT16 - D32Z3C32 - L250 - WOC	0560	32	3	100	250		32	-	-	-	-	-	X
		E90 - APKT16 - D40Z4C32 - L150 - WOC	0561	40	4	40	150	32	-	-	-	-	-	-	X
		E90 - APKT16 - D25Z2W25 - L100	0562	25	2	35	100	Weldon	25	-	-	-	-	-	●
		E90 - APKT16 - D25Z2W25 - L110	0092	25	2	-	110		25	-	-	-	-	-	●
		E90 - APKT16 - D28Z3W25 - L100	0563	28	3	40	100		25	-	-	-	-	-	●
		E90 - APKT16 - D30Z3W25 - L110	0564	30	3	40	110		25	-	-	-	-	-	●
		E90 - APKT16 - D32Z3W25 - L110	0093	32	3	-	110		25	-	-	-	-	-	●
		E90 - APKT16 - D32Z3W32 - L110	0565	32	3	40	110		32	-	-	-	-	-	●
		E90 - APKT16 - D36Z3W32 - L110	0566	36	3	40	110		32	-	-	-	-	-	●
		F90 - APKT16 - D40Z4S16	0275	40	4	-	40		Shellmill	16	20	36	-	-	-
		F90 - APKT16 - D50Z5S22	0095	50	5	-	40	22		20	45	-	-	-	●

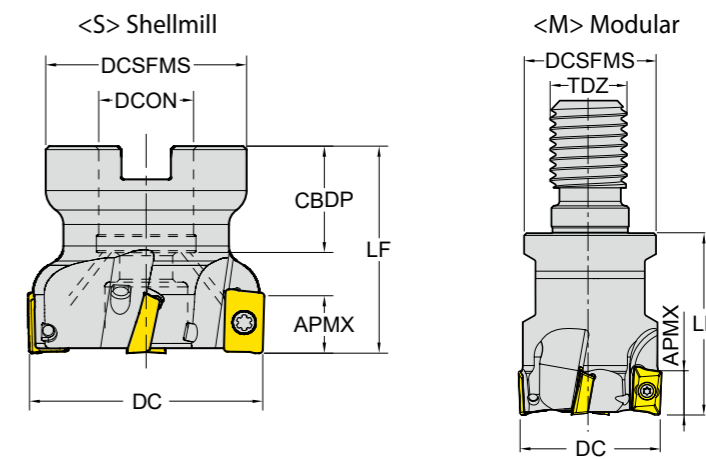
▶ NEXT PAGE

\* Clamping Torque (Nm) 3.0Nm

APKT16	Screw	Wrench
Description	TP154008	TPWFTP15
EDP	18000006	18000003

## Milling - Shoulder Milling - Cutter Cutters for APKT

Entering Angle : 90°  
2 Corner Positive



CICT : Number of Inserts  
CBDP : Connection Bore Depth

□: p. 151 Unit: mm

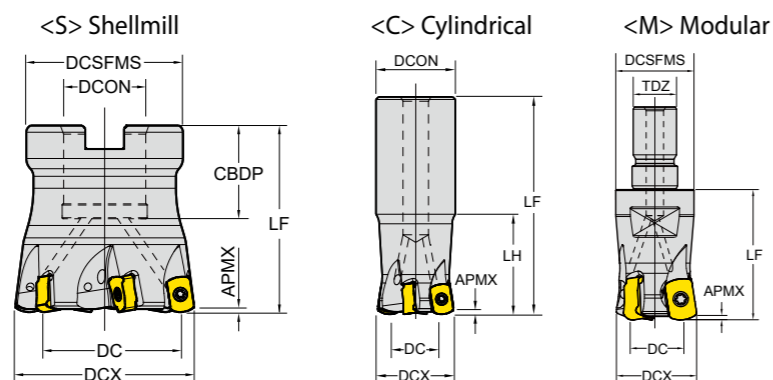
Series	APMX	Designation	EDP 1700..	DC	CICT	LU	LF	TYPE	DCON /TDZ	CBDP	DCSFMS	PCD1	PCD2	☉	
APKT 1604	14.0	F90 - APKT16 - D52Z5S22	0567	52	5	-	40	Shellmill	22	22	42	-	-	●	
		F90 - APKT16 - D63Z6S22	0096	63	6	-	40		22	20	50	-	-	●	
		F90 - APKT16 - D80Z7S27	0097	80	7	-	50		27	23	56	-	-	●	
		F90 - APKT16 - D100Z8S32	0181	100	8	-	50		32	26	65	-	-	●	
		F90 - APKT16 - D125Z9S40 - WOC	0238	125	9	-	63		40	32	80	-	-	-	X
		F90 - APKT16 - D160Z10S40 - WOC	0568	160	10	-	63		40	32	110	66.7	-	-	X
		F90 - APKT16 - D200Z12S60 - WOC	0569	200	12	-	63		60	40	130	101.6	-	-	X
		M90 - APKT16 - D25Z2M12	0570	25	2	-	43		Modular	M12	-	21	-	-	●
		M90 - APKT16 - D32Z3M16	0571	32	3	-	43	M16		-	29	-	-	●	
		M90 - APKT16 - D42Z4M16	0572	42	4	-	43	M16		-	29	-	-	●	

\* Clamping Torque (Nm) 3.0Nm

APKT16	Screw	Wrench
Description	TP154008	TPWFTP15
EDP	18000006	18000003

## Milling - High Feed Milling - Cutter Cutters for ENMX

Entering Angle : 10°  
4 Corner Negative



CICT : Number of Inserts  
CBDP : Connection Bore Depth

Unit : mm

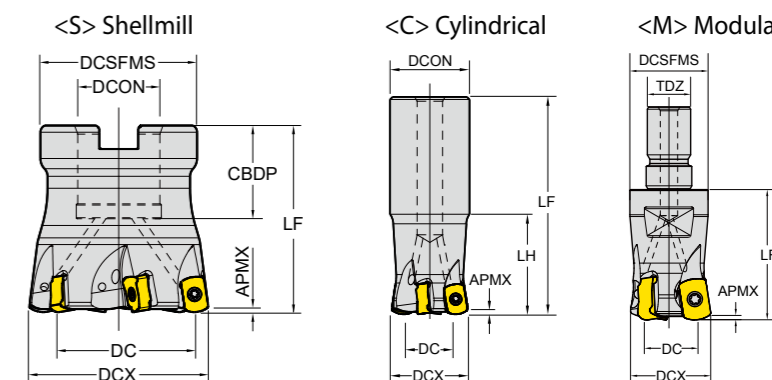
Series	APMX	Designation	EDP 1700..	DC	DCX	CICT	LF	Type	DCON /TDZ	LH	CBDP	DCSFMS	⚙️	
0.9	ENMX06	EHF - ENMX06 - D16Z2C16 - L100	0644	9.0	16	2	100	Cylindrical	16	30	-	-	●	
		EHF - ENMX06 - D16Z2C16 - L150	0645	9.0	16	2	150		16	50	-	-	●	
		EHF - ENMX06 - D17Z2C16 - L100	0674	10.0	17	2	100		16	20	-	-	●	
		EHF - ENMX06 - D17Z2C16 - L150	0473	10.0	17	2	150		16	20	-	-	●	
1	ENMX06	EHF - ENMX06 - D20Z3C20 - L130	0463	12.6	20	3	130	Cylindrical	20	50	-	-	●	
		EHF - ENMX06 - D20Z3C20 - L160	0646	12.6	20	3	160		20	80	-	-	●	
		EHF - ENMX06 - D21Z3C20 - L150	0475	13.6	21	3	150		20	20	-	-	●	
		EHF - ENMX06 - D21Z3C20 - L200	0476	13.6	21	3	200		20	20	-	-	●	
		EHF - ENMX06 - D25Z4C25 - L140	0647	17.6	25	4	140		25	60	-	-	●	
		EHF - ENMX06 - D25Z4C25 - L180	0464	17.6	25	4	180		25	80	-	-	●	
		EHF - ENMX06 - D25Z4C25 - L250	0648	17.6	25	4	250		25	120	-	-	●	
		EHF - ENMX06 - D26Z4C25 - L150	0479	18.6	26	4	150		25	30	-	-	●	
		EHF - ENMX06 - D26Z4C25 - L200	0480	18.6	26	4	200		25	30	-	-	●	
		EHF - ENMX06 - D32Z5C32 - L150	0649	24.6	32	5	150		32	70	-	-	●	
0.9	ENMX06	MHF - ENMX06 - D16Z2M08	0691	9.0	16	2	23	Modular	M08	-	-	13	●	
		MHF - ENMX06 - D18Z2M08	0730	11.0	18	2	23		M08	-	-	13	●	
		MHF - ENMX06 - D20Z3M10	0692	12.6	20	3	30		M10	-	-	18	●	
		MHF - ENMX06 - D25Z4M12	0693	17.6	25	4	35		M12	-	-	21	●	
		MHF - ENMX06 - D32Z5M16	0694	24.6	32	5	42		M16	-	-	29	●	
		MHF - ENMX06 - D35Z5M16	0695	27.6	35	5	42		M16	-	-	29	●	
		MHF - ENMX06 - D40Z6M16	0732	32.6	40	6	42		M16	-	-	29	●	
		MHF - ENMX06 - D42Z6M16	0696	34.6	42	6	42		M16	-	-	29	●	
		FHF - ENMX06 - D40Z6S16	0482	32.6	40	6	40		Shellmill	16	-	18	37	●
		FHF - ENMX06 - D50Z6S22	0471	42.6	50	6	50			22	-	25	42	●

\* Clamping Torque (Nm) 1.2Nm

ENMX06	Screw	Wrench	Handle	BIT
Description	TP082507-GS	TPWBTP08	DH-H4	DB-TP08
EDP	18000206	18000218	18000189	18000190

## Milling - High Feed Milling - Cutter Cutters for ENMX

Entering Angle : 10°  
4 Corner Negative



CICT : Number of Inserts  
CBDP : Connection Bore Depth

Unit : mm

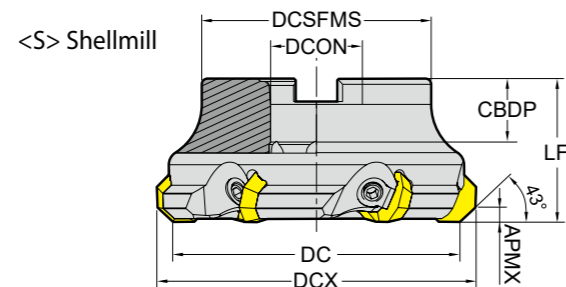
Series	APMX	Designation	EDP 1700..	DC	DCX	CICT	LF	Type	DCON /TDZ	LH	CBDP	DCSFMS	⚙️
ENMX0905	1.5	EHF - ENMX09 - D25Z2C25 - L150	0745	15	25	2	150	Cylindrical	25	70	-	-	●
		EHF - ENMX09 - D26Z2C25 - L200	0746	16	26	2	200		25	30	-	-	●
		EHF - ENMX09 - D26Z3C25 - L200	0747	16	26	3	200		25	30	-	-	●
		EHF - ENMX09 - D32Z3C32 - L160	0748	22	32	3	160		32	70	-	-	●
		EHF - ENMX09 - D33Z3C32 - L200	0749	23	33	3	200		32	30	-	-	●
		EHF - ENMX09 - D33Z4C32 - L200	0750	23	33	4	200		32	40	-	-	●
		EHF - ENMX09 - D40Z5C32 - L180	0751	30	40	5	180		32	40	-	-	●
		FHF - ENMX09 - D50Z3S22	0820	40	50	3	50		Shellmill	22	-	20	42
		FHF - ENMX09 - D50Z4S22	0821	40	50	4	50	22		-	20	42	●
		FHF - ENMX09 - D50Z5S22	0752	40	50	5	50	22		-	20	42	●
		FHF - ENMX09 - D63Z4S22	0822	53	63	4	50	22		-	20	48	●
		FHF - ENMX09 - D63Z5S22	0823	53	63	5	50	22		-	20	48	●
		FHF - ENMX09 - D63Z6S22	0753	53	63	6	50	22		-	20	48	●
		FHF - ENMX09 - D63Z7S22	0754	53	63	7	50	22		-	20	48	●
		FHF - ENMX09 - D80Z8S27	0755	70	80	8	50	27		-	23	56	●
		FHF - ENMX09 - D100Z10S32	0824	90	100	10	63	32		-	26	78	●
		FHF - ENMX09 - D125Z12S40	0825	115	125	12	63	40		-	28	89	●

\* Clamping Torque (Nm) 2.0Nm

ENMX09	Screw	Wrench	Handle	BIT
Description	TP093510-GS	TPWBTP09	DH-H4	DB-TP09
EDP	18000214	18000216	18000189	18000209

## Milling - Face Milling - Cutter Cutters for OFER

Entering Angle : 43°  
8 Corner Positive



CICT : Number of Inserts  
CDBP : Connection Bore Depth

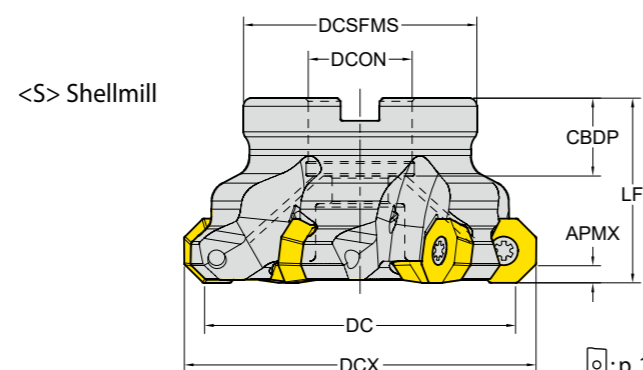
□: p. 156 Unit: mm

Series	APMX	Designation	EDP 1700..	DC	DCX	CICT	LF	TYPE	DCON	CBDP	DCSFMS	PCD1	PCD2	☉
OFER 0704	5.0	F43 - OFER07 - D63Z4S22 - WOC	0484	65	75	4	45	Shellmill	22	22	48	-	-	X
		F43 - OFER07 - D80Z5S27 - WOC	0485	82	92	5	50		27	25	58	-	-	X
		F43 - OFER07 - D100Z6S32 - WOC	0486	102	112	6	50		32	26	80	-	-	X
		F43 - OFER07 - D125Z8S40 - WOC	0487	127	137	8	63		40	32	85	-	-	X
		F43 - OFER07 - D160Z9S40 - WOC	0488	162	172	9	63		40	32	110	66.7	-	X

OFER07	Screw	Wrench	Wedge Clamp
Description	YAKV-15-M8x1x20	YAAL-05-4	YACK-11
EDP	18000086	18000062	18000068

## Milling - Face Milling - Cutter Cutters for ODMT, ODMW

Entering Angle : 43°  
8 Corner Positive



CICT : Number of Inserts  
CDBP : Connection Bore Depth

□: p. 155 Unit : mm

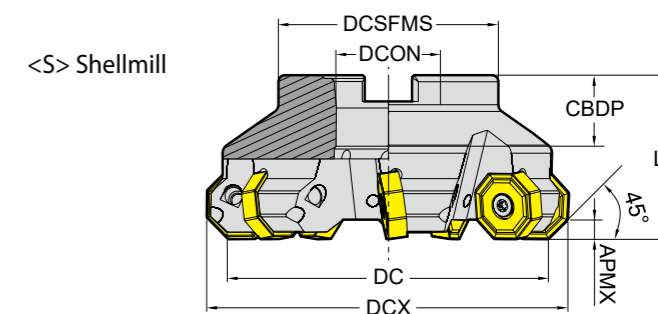
Series	APMX	Designation	EDP 1700..	DC	DCX	CICT	LF	TYPE	DCON	CBDP	DCSFMS	PCD1	PCD2	☉
ODMT ODMW 0605	3.5	F43 - ODMT06 - D63Z5S22	0001	63	73	5	40	Shellmill	22	20	50	-	-	●
		F43 - ODMT06 - D80Z6S27	0002	80	90	6	50		27	23	56	-	-	●
		F43 - ODMT06 - D100Z7S32	0003	100	110	7	50		32	26	78	-	-	●
		F43 - ODMT06 - D125Z8S40	0004	125	135	8	63		40	28	89	-	-	●

\* Clamping Torque (Nm) 5.3Nm

ODMT06	Screw	Wrench
Description	TP205013	TPWFTP20
EDP	18000007	18000004

## Milling - Face Milling - Cutter Cutters for ONMU

Entering Angle: 45°  
16 Corner Negative



CICT : Number of Inserts  
CDBP : Connection Bore Depth

□: p. 157 Unit: mm

Series	APMX	Designation	EDP 1700..	DC	DCX	CICT	LF	TYPE	DCON	CBDP	DCSFMS	PCD1	PCD2	☉
ONMU 0806	5.5	F45 - ONMU08 - D63Z5S22	0493	63	75	5	40	Shellmill	22	22	49	-	-	●
		F45 - ONMU08 - D80Z6S27	0494	80	92	6	50		27	25	58	-	-	●
		F45 - ONMU08 - D100Z7S32	0495	100	112	7	50		32	26	67	-	-	●
		F45 - ONMU08 - D125Z8S40 - WOC	0496	125	137	8	63		40	32	87	-	-	X
		F45 - ONMU08 - D160Z10S40 - WOC	0497	160	172	10	63		40	32	107	66.7	-	X
		F45 - ONMU08 - D200Z12S60 - WOC	0498	200	212	12	63		60	40	130	101.6	-	X
		F45 - ONMU08 - D315Z16S60 - WOC	0499	315	327	16	63		60	40	220	101.6	177.8	X

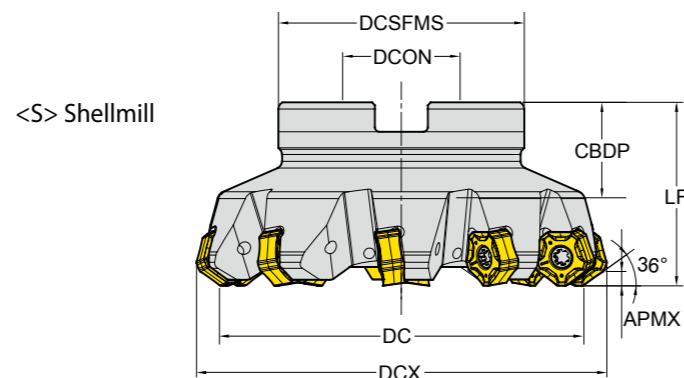
► ONHU is Available for Wiper Insert

ONMU08	Screw	Wrench
Description	TP205013	TPWFTP20
EDP	18000007	18000004

\* Clamping Torque (Nm) 5.3Nm

## Milling - Face Milling - Cutter Cutters for PNMU

Entering Angle : 36°  
10 Corner Negative



CICT : Number of Inserts  
CDBP : Connection Bore Depth

□: p. 158 Unit: mm

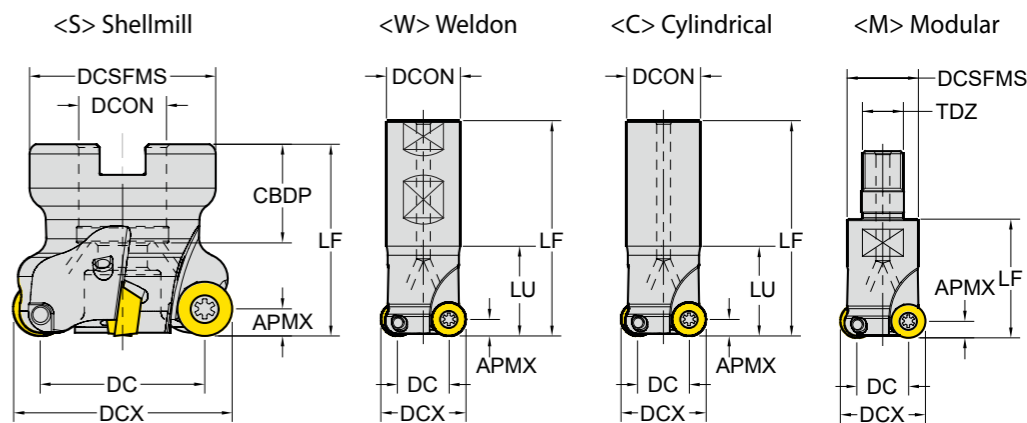
Series	APMX	Designation	EDP 1700..	DC	DCX	CICT	LF	TYPE	DCON	CBDP	DCSFMS	PCD1	PCD2	☉
PNMU 1206	4.0	F36 - PNMU12 - D50Z4S22	0774	50	63.6	4	40	Shellmill	22	20	42	-	-	●
		F36 - PNMU12 - D50Z5S22	0785	50	63.6	5	40		22	20	42	-	-	●
		F36 - PNMU12 - D63Z5S22	0775	63	76.6	5	40		22	20	48	-	-	●
		F36 - PNMU12 - D63Z6S22	0483	63	76.6	6	40		22	20	48	-	-	●
		F36 - PNMU12 - D80Z8S27	0466	80	93.6	8	50		27	23	58	-	-	●
		F36 - PNMU12 - D100Z10S32	0467	100	113.6	10	50		32	26	67	-	-	●
		F36 - PNMU12 - D125Z10S40	0786	125	138.6	10	63		40	29	89	-	-	●

\* Clamping Torque (Nm) 3.0Nm

PNMU12	Screw	Wrench	Handle	BIT
Description	TP154008	TPWBTP15	DH-H4	DB-TP15
EDP	18000006	18000217	18000189	18000208

## Milling - Profiling - Cutter Cutters for RDKT, RDKW

Round Positive



CICT : Number of Inserts  
CDBP : Connection Bore Depth

□: p. 159 Unit: mm

Series	APMX	Designation	EDP 1700..	DC	DCX	CICT	LU	LF	TYPE	DCON / TDZ	CBDP	DCSFMS	☉
RDKT RDKW 0802	4.0	E - RDKT08 - D16Z2C16 - L160	0005	8	16	2	-	160	Cylindrical	16	-	-	●
		E - RDKT08 - D20Z2C20 - L180	0007	12	20	2	-	180		20	-	-	●
		E - RDKT08 - D25Z3C20 - L180	0009	17	25	3	-	180		20	-	-	●
		M - RDKT08 - D16Z2M08	0010	8	16	2	-	23	Modular	M08	-	13	●
		M - RDKT08 - D20Z2M10	0011	12	20	2	-	30		M10	-	18	●
		M - RDKT08 - D25Z3M12	0012	17	25	3	-	35		M12	-	21	●
		E - RDKT10 - D20Z2C20 - L150 - WOC	0576	10	20	2	60	150		Cylindrical	20	-	-
E - RDKT10 - D20Z2C20 - L180	0013	10	20	2	-	180	20	-	-		●		
E - RDKT10 - D25Z2C25 - L150 - WOC	0299	15	25	2	60	150	25	-	-		X		
RDKT RDKW 10T3	5.0	E - RDKT10 - D25Z2C25 - L180	0015	15	25	2	-	180	Weldon	25	-	-	●
		E - RDKT10 - D20Z2W20 - L150 - WOC	0577	10	20	2	60	150		20	-	-	X
		E - RDKT10 - D25Z2W25 - L150 - WOC	0578	15	25	2	60	150	25	-	-	X	
		E - RDKT10 - D32Z3W32 - L150 - WOC	0579	22	32	3	60	150	32	-	-	X	
		F - RDKT10 - D40Z5S16	0019	30	40	5	-	40	Shellmill	16	18	34	●
		F - RDKT10 - D50Z5S22	0580	40	50	5	-	50		22	22	42	●
		F - RDKT10 - D50Z6S22	0020	40	50	6	-	50		22	22	42	●
		F - RDKT10 - D63Z6S22	0581	53	63	6	-	50	22	22	48	●	
		M - RDKT10 - D20Z2M10	0017	10	20	2	-	30	Modular	M10	-	18	●
		M - RDKT10 - D25Z3M12	0018	15	25	3	-	35		M12	-	21	●

\* Clamping Torque (Nm) 1.2Nm

RDKT08	Screw	Wrench
Description	TP082505	TPWFTP08
EDP	18000008	18000002

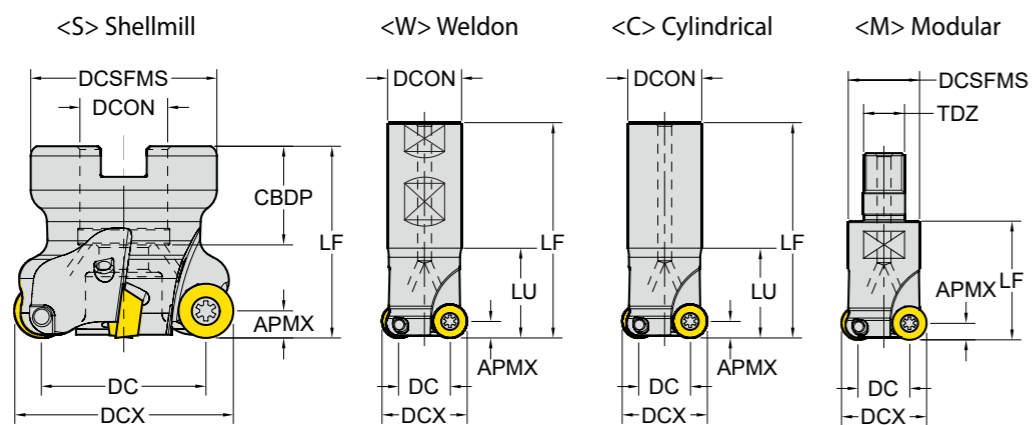
\* Clamping Torque (Nm) 3.0Nm

RDKT10	Screw	Wrench
Description	TP154008RD	TPWFTP15
EDP	18000017	18000003

## Milling - Profiling - Cutter

### Cutters for RDKT, RDKW

Round Positive



CICT : Number of Inserts  
CDBP : Connection Bore Depth

p. 159 Unit :mm

Series	APMX	Designation	EDP 1700..	DC	DCX	CICT	LU	LF	TYPE	DCON /TDZ	CDBP	DCSFMS	🔴
RDKT RDKW 1204	6.0	E - RDKT12 - D25Z2C25 - L180	0021	13	25	2	80	180	Cylindrical	25	-	-	●
		E - RDKT12 - D32Z2C32 - L200	0023	20	32	2	60	200		32	-	-	●
		E - RDKT12 - D32Z3C32 - L160	0024	20	32	3	60	160		32	-	-	●
		E - RDKT12 - D32Z3C32 - L160 - WOC	0582	20	32	3	70	160		32	-	-	X
		E - RDKT12 - D33Z3C32 - L160 - WOC	0583	21	33	3	70	160		32	-	-	X
		E - RDKT12 - D32Z3W32 - L160 - WOC	0584	20	32	3	50	160	Weldon	32	-	-	X
		F - RDKT12 - D40Z4S16	0028	28	40	4	-	40	Shellmill	16	18	32	●
		F - RDKT12 - D50Z5S22	0029	38	50	5	-	50		22	20	40	●
		F - RDKT12 - D52Z5S22	0585	40	52	5	-	50		22	22	42	●
		F - RDKT12 - D63Z6S22	0030	51	63	6	-	50		22	20	48	●
		F - RDKT12 - D80Z7S27	0586	68	80	7	-	50		27	25	58	●
		F - RDKT12 - D100Z7S32	0587	88	100	7	-	50	32	26	65	●	
		F - RDKT12 - D100Z8S32	0588	88	100	8	-	50	32	26	65	●	
		M - RDKT12 - D25Z2M12	0026	13	25	2	-	35	Modular	M12	-	21	●
		M - RDKT12 - D32Z3M16	0027	20	32	3	-	42		M16	-	29	●
		M - RDKT12 - D42Z4M16	0589	30	42	4	-	43		M16	-	29	●

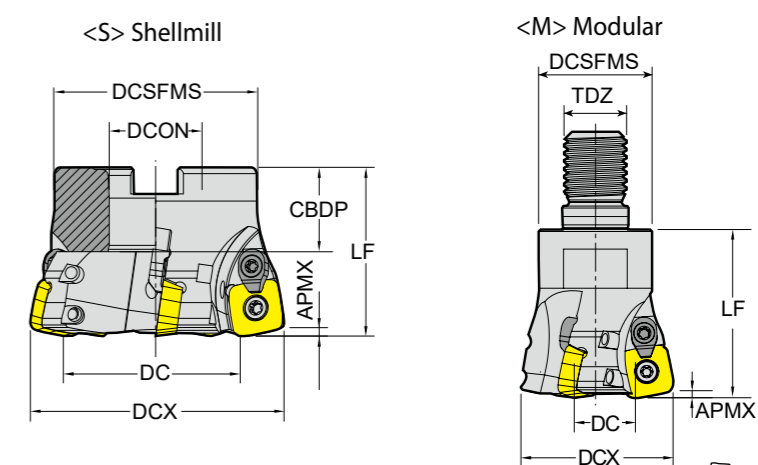
\* Clamping Torque (Nm) 3.0Nm

RDKT12	Screw	Wrench	Wedge Clamp
Description	TP154009	TPWFTP15	MTCA - 130813P
EDP	18000010	18000003	18000037

## Milling - High Feed Milling - Cutter

### Cutters for SDMT, SDMW

Entering Angle : 10°  
4 Corner Positive



CICT : Number of Inserts  
CDBP : Connection Bore Depth

p. 163 Unit :mm

Series	APMX	Designation	EDP 1700..	DC	DCX	CICT	LF	TYPE	DCON /TDZ	CDBP	DCSFMS	🔴
SDMT SDMW 1204	1.8	FHF - SDMW12 - D50Z4S22	0604	32.4	50	4	40	Shellmill	22	22	42	●
		FHF - SDMW12 - D63Z5S22	0605	45.4	63	5	40		22	22	48	●
		FHF - SDMW12 - D80Z6S27	0606	62.4	80	6	50		27	25	58	●
		FHF - SDMW12 - D100Z8S32	0607	82.4	100	8	50		32	26	65	●
		MHF - SDMW12 - D32Z2M16	0608	14.4	32	2	43	Modular	M16	-	29	●
		MHF - SDMW12 - D40Z3M16	0609	22.4	40	3	43		M16	-	29	●

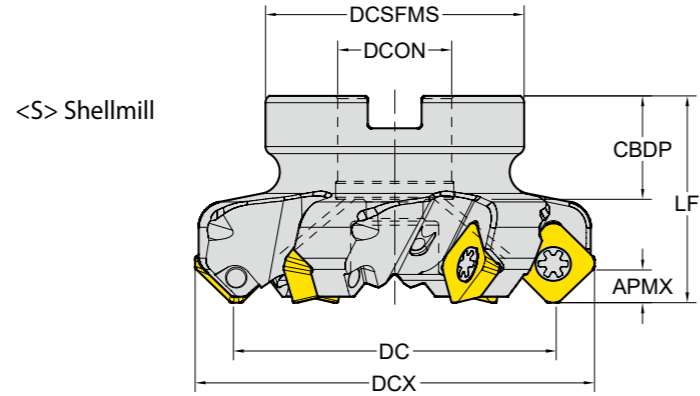
\* Clamping Torque (Nm) 3.0Nm

SDMT12	Screw	Wrench	Handle	Wedge Clamp
Description	Y4015-M4x11	Y80-T15	18000167	YACK-15
EDP	18000119	18000167	-	18000069



## Milling - Face Milling - Cutter Cutters for SEGT, SEKT

Entering Angle : 45°  
4 Corner Positive



CICT : Number of Inserts  
CBDP : Connection Bore Depth

□: p. 164/165 Unit:mm

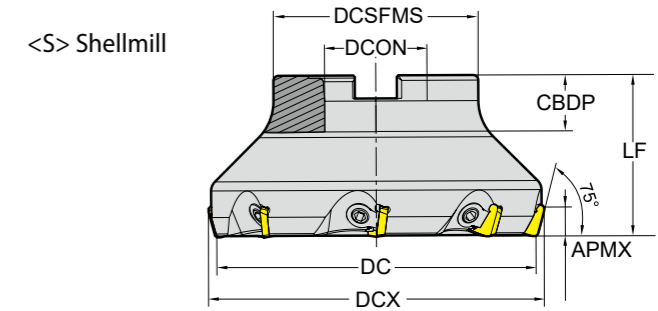
Series	APMX	Designation	EDP 1700..	DC	DCX	CICT	LF	TYPE	DCON	CBDP	DCSFMS	PCD1	PCD2	☉
SEGT SEKT 12T3	6.0	F45 - SE12T3 - D50Z4S22	0500	50	64	4	40	Shellmill	22	22	48	-	-	●
		F45 - SE12T3 - D63Z5S22	0501	63	77	5	40		22	22	48	-	-	●
		F45 - SE12T3 - D80Z6S27	0502	80	94	6	50		27	25	58	-	-	●
		F45 - SE12T3 - D100Z7S32	0503	100	114	7	50		32	26	65	-	-	●
		F45 - SE12T3 - D125Z8S40 - WOC	0504	125	139	8	63		40	32	85	-	-	X
		F45 - SE12T3 - D160Z10S40 - WOC	0505	160	174	10	63		40	32	110	66.7	-	X
SEGT SEKT 1204	6.0	F45 - SEKT12 - D40Z4S16	0031	40	54	4	40	Shellmill	16	18	32	-	-	●
		F45 - SEKT12 - D50Z5S22	0032	50	64	5	40		22	20	48	-	-	●
		F45 - SEKT12 - D63Z4S22	0033	63	77	4	40		22	20	50	-	-	●
		F45 - SEKT12 - D63Z6S22	0034	63	77	6	40		22	20	50	-	-	●
		F45 - SEKT12 - D80Z4S27	0035	80	94	4	50		27	22	56	-	-	●
		F45 - SEKT12 - D80Z7S27	0036	80	94	7	50		27	22	56	-	-	●
		F45 - SEKT12 - D100Z8S32	0037	100	114	8	50		32	25	78	-	-	●
		F45 - SEKT12 - D125Z10S40	0038	125	139	10	63		40	29	90	-	-	●
		F45 - SEKT12 - D160Z12S40	0039	160	174	12	63		40	30	114	-	-	X

\* Clamping Torque (Nm) 2.4Nm

SEKT12T3	Screw	Wrench
Description	Y4015-M3.5x11	Y80-T15
EDP	18000118	18000167
SEKT1204	Screw	Wrench
Description	TP204510	TPWFTP20
EDP	18000011	18000004

## Milling - Face Milling - Cutter Cutters for SPCN, SPKN, SPKR

Entering Angle : 75°  
4 Corner Positive ISO



CICT : Number of Inserts  
CBDP : Connection Bore Depth

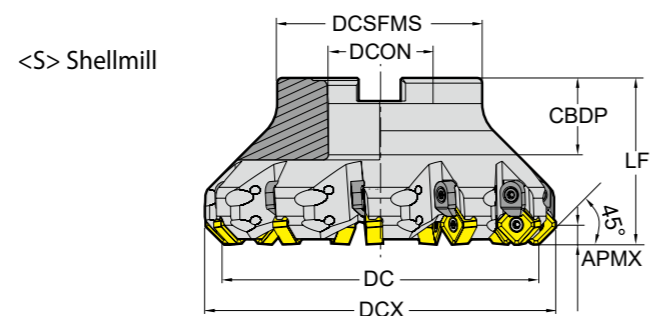
□: p. 169 Unit:mm

Series	APMX	Designation	EDP 1700..	DC	DCX	CICT	LF	TYPE	DCON	CBDP	DCSFMS	PCD1	PCD2	☉
SPCN SPKN SPKR 1203	8.0	F75 - SPKN12 - D50Z4S22 - WOC	0611	50	56	4	42	Shellmill	22	22	42	-	-	X
		F75 - SPKN12 - D63Z5S22 - WOC	0612	63	69	5	40		22	22	48	-	-	X
		F75 - SPKN12 - D80Z6S27 - WOC	0613	80	86	6	50		27	25	58	-	-	X
		F75 - SPKN12 - D100Z7S32 - WOC	0614	100	106	7	50		32	26	65	-	-	X
		F75 - SPKN12 - D125Z8S40 - WOC	0615	125	131	8	63		40	32	80	-	-	X
		F75 - SPKN12 - D160Z9S40 - WOC	0616	160	166	9	63		40	32	110	66.7	-	X
		F75 - SPKN12 - D200Z12S60 - WOC	0617	200	206	12	63		60	40	130	101.6	-	X

SPKN1203	Screw	Wrench	Wedge Clamp
Description	YAKV-22-M8x1x14	YAAL-05-4	YACK-10
EDP	18000089	18000062	18000067
Description	YAKV-13-M8x1x16	-	-
EDP	18000084	-	-

## Milling - Face Milling - Cutter Cutters for SNMX

Entering Angle : 45°  
8 Corner Negative



CICT : Number of Inserts  
CBDP : Connection Bore Depth

p. 168 Unit:mm

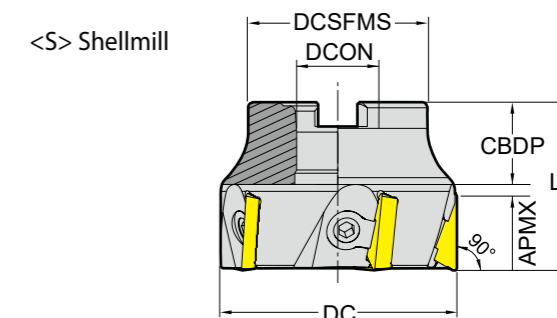
Series	APMX	Designation	EDP 1700..	DC	DCX	CICT	LF	TYPE	DCON	CBDP	DCSFMS	PCD1	PCD2	
SNMX 1206 ANN	6.0	F45 - SNMX12 - D50Z4S22	0506	50	63	4	42	Shellmill	22	22	42	-	-	●
		F45 - SNMX12 - D50Z5S22	0507	50	63	5	42		22	22	42	-	-	●
		F45 - SNMX12 - D63Z6S22	0508	63	76	6	42		22	22	48	-	-	●
		F45 - SNMX12 - D63Z7S22	0509	63	76	7	42		22	22	48	-	-	●
		F45 - SNMX12 - D80Z7S27	0510	80	93	7	52		27	25	58	-	-	●
		F45 - SNMX12 - D80Z8S27	0511	80	93	8	52		27	25	58	-	-	●
		F45 - SNMX12 - D100Z10S32	0512	100	113	10	52		32	26	67	-	-	●
		F45 - SNMX12 - D100Z8S32	0513	100	113	8	52		32	26	67	-	-	●
		F45 - SNMX12 - D125Z11S40 - WOC	0514	125	138	11	65		40	32	80	-	-	X
		F45 - SNMX12 - D160Z12S40 - WOC	0515	160	173	12	65		40	32	110	66.7	-	X
		F45 - SNMX12 - D200Z14S60 - WOC	0516	200	213	14	65		60	40	130	101.6	-	X

\* Clamping Torque (Nm) 3.0Nm

SNMX12	Screw	Wrench	Wedge Clamp
Description	Y4015-M4x11	Y80-T15	Y4015-M4x11
EDP	18000119	18000167	18000119

## Milling - Shoulder Milling - Cutter Cutters for TPCN, TPKN, TPKR

Entering Angle : 90°  
3 Corner Positive ISO



CICT : Number of Inserts  
CBDP : Connection Bore Depth

p. 173 Unit:mm

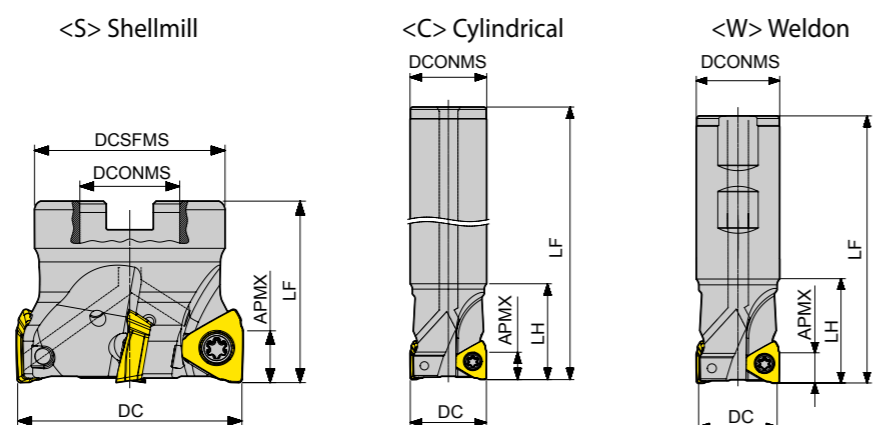
Series	APMX	Designation	EDP 1700..	DC	CICT	LU	LF	TYPE	DCON	CBDP	DCSFMS	PCD1	PCD2	
TPCN TPKN TPKR 1603	12.0	F90 - TPKN16 - D50Z4S22 - WOC	0618	50	4	-	40	Shellmill	22	22	42	-	-	X
		F90 - TPKN16 - D63Z6S22 - WOC	0619	63	6	-	45		22	22	48	-	-	X
		F90 - TPKN16 - D80Z7S27 - WOC	0620	80	7	-	50		27	25	58	-	-	X
		F90 - TPKN16 - D125Z8S40 - WOC	0621	125	8	-	63		40	32	80	-	-	X
TPCN TPKN TPKR 2204	18.0	F90 - TPKN22 - D63Z5S22 - WOC	0622	63	5	-	45	Shellmill	22	22	48	-	-	X
		F90 - TPKN22 - D80Z6S27 - WOC	0623	80	6	-	50		27	25	58	-	-	X
		F90 - TPKN22 - D100Z7S32 - WOC	0624	100	7	-	50		32	26	65	-	-	X
		F90 - TPKN22 - D125Z8S40 - WOC	0625	125	8	-	63		40	32	80	-	-	X
		F90 - TPKN22 - D160Z9S40 - WOC	0626	160	9	-	63		40	32	110	66.7	-	X
		F90 - TPKN22 - D200Z12S60 - WOC	0627	200	12	-	63		60	40	130	101.6	-	X
		F90 - TPKN22 - D250Z15S60 - WOC	0628	250	15	-	63		60	40	160	101.6	-	X
		F90 - TPKN22 - D315Z18S60 - WOC	0629	315	18	-	63		60	40	220	101.6	177.8	X

TPKN16	Screw	Wrench	Wedge Clamp
Description	YAKV-13-M8x1x16	YAAL-05-4	YACK-10
EDP	18000084	18000062	18000067

TPKN22	Screw	Wrench	Wedge Clamp
Description	YAKV-14-M8x1x18	YAAL-05-4	YACK-11
EDP	18000085	18000062	18000068

## Milling - Shoulder Milling - Cutter Cutters for TPKT

Entering Angle : 90°  
3 Corner Positive



CICT : Number of Inserts  
CBDP : Connection Bore Depth

□: p. 172 Unit : mm

Series	APMX	Designation	EDP 1700..	DC	CICT	LF	TYPE	DCON /TDZ	LH	CBDP	DCSFMS	🔴
<b>NEW</b> TPKT 1104	7.0	E90 - TP11 - D20Z2C20 - L170	1037	20	2	170	Cylindrical	20	40	-	-	●
		E90 - TP11 - D21Z2C20 - L150	1038	21	2	150		20	40	-	-	●
		E90 - TP11 - D21Z2C20 - L200	1039	21	2	200		20	40	-	-	●
		E90 - TP11 - D25Z3C25 - L200	1026	25	3	200		25	60	-	-	●
		E90 - TP11 - D26Z2C25 - L200	1041	26	2	200		25	40	-	-	●
		E90 - TP11 - D26Z2C25 - L250	1042	26	2	200		25	40	-	-	●
		E90 - TP11 - D26Z3C25 - L150	1043	26	3	150		25	40	-	-	●
		E90 - TP11 - D26Z3C25 - L200	1044	26	3	200		25	40	-	-	●
		E90 - TP11 - D32Z3C32 - L230	1045	32	3	230		32	60	-	-	●
		E90 - TP11 - D33Z3C32 - L200	1047	33	3	200	32	40	-	-	●	
		E90 - TP11 - D40Z4C32 - L200	1048	40	4	200	32	60	-	-	●	
		E90 - TP11 - D20Z2W20 - L90	0995	20	2	90	Weldon	20	40	-	-	●
		E90 - TP11 - D25Z3W25 - L100	1040	25	3	100		25	40	-	-	●
		E90 - TP11 - D32Z4W32 - L110	1046	32	4	110		32	40	-	-	●
		E90 - TP11 - D40Z5W32 - L115	1049	40	5	115	32	40	-	-	●	
		F90 - TP11 - D40Z5S16	1050	40	5	40	Shellmill	16	-	20	38	●
		F90 - TP11 - D50Z6S22	1051	50	6	40		22	-	20	42	●
		F90 - TP11 - D63Z7S22	1052	63	7	40		22	-	20	48	●
F90 - TP11 - D63Z8S22	1053	63	8	40	22	-		20	48	●		

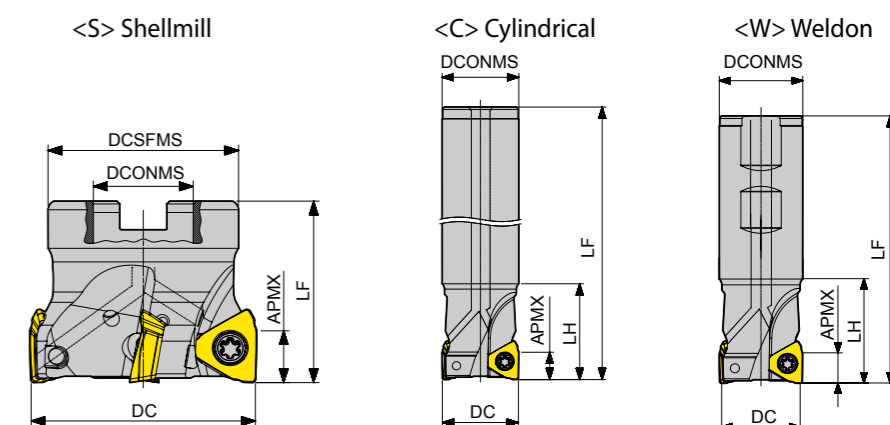
\* Clamping Torque (Nm) 1.2Nm

TPKT1104 (D20, D21)	Screw	Wrench	Handle	BIT
Description	TP082562-GS	TPWBTP08	DH-H4	DB-TP08
EDP	18000265	18000218	18000189	18000190

TPKT1104 (over D25)	Screw	Wrench	Handle	BIT
Description	TP082506-GS	TPWBTP08	DH-H4	DB-TP08
EDP	18000259	18000218	18000189	18000190

## Milling - Shoulder Milling - Cutter Cutters for TPKT

Entering Angle : 90°  
3 Corner Positive



CICT : Number of Inserts  
CBDP : Connection Bore Depth

□: p. 172 Unit : mm

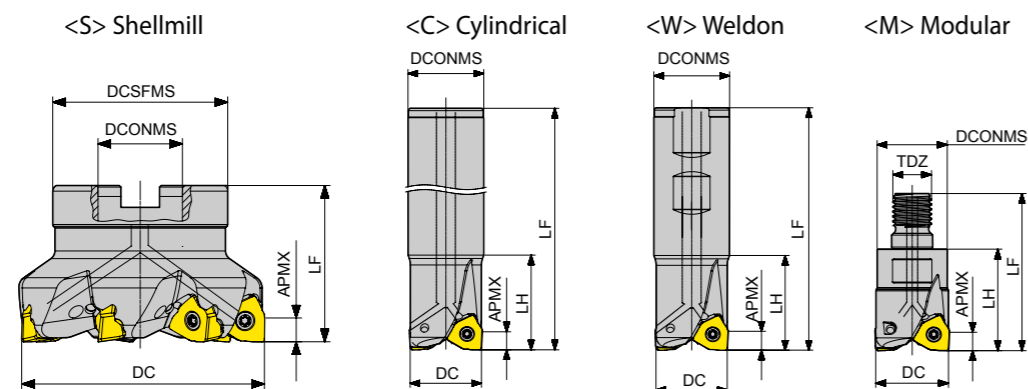
Series	APMX	Designation	EDP 1700..	DC	CICT	LF	TYPE	DCON /TDZ	LH	CBDP	DCSFMS	🔴
<b>NEW</b> TPKT 1605	11.0	E90 - TP16 - D32Z2C32 - L150	0941	32	2	150	Cylindrical	32	40	-	-	●
		E90 - TP16 - D32Z2C32 - L250	0942	32	2	250		32	80	-	-	●
		E90 - TP16 - D33Z2C32 - L200	0929	33	2	200		32	40	-	-	●
		E90 - TP16 - D33Z2C32 - L250	1010	33	2	250		32	40	-	-	●
		E90 - TP16 - D40Z4C32 - L200	0945	40	4	200		32	40	-	-	●
		E90 - TP16 - D40Z3W32 - L110	0944	40	3	110	Weldon	32	40	-	-	●
		F90 - TP16 - D50Z4S22	0931	50	4	40	Shellmill	22	-	29	42	●
		F90 - TP16 - D63Z5S22	0932	63	5	40		22	-	29	48	●
		F90 - TP16 - D63Z6S22	0947	63	6	40		22	-	29	48	●
		F90 - TP16 - D80Z6S27	0948	80	6	50		27	-	39	56	●
		F90 - TP16 - D80Z7S27	0949	80	7	50		27	-	39	56	●
		F90 - TP16 - D100Z8S32	0950	100	8	50		32	-	39	67	●
		F90 - TP16 - D125Z10S40	0951	125	10	63		40	-	52	89	●
		F90 - TP16 - D125Z12S40	0952	125	12	63		40	-	52	89	●
		F90 - TP16 - D160Z11S40	0953	160	11	63		40	-	52	110	X
		F90 - TP16 - D200Z11S60	0955	200	11	63		60	-	52	160	X

\* Clamping Torque (Nm) 5.3Nm

TPKT1605	Screw	Wrench	Handle	BIT
Description	TP2045105	TPWBTP20	DH-H6	DB-TP20
EDP	18000264	18000256	18000210	18000257

## Milling - Shoulder Milling - Cutter Cutters for WNEX

Entering Angle : 90°  
6 Corner Negative



CICT : Number of Inserts  
CBDP : Connection Bore Depth

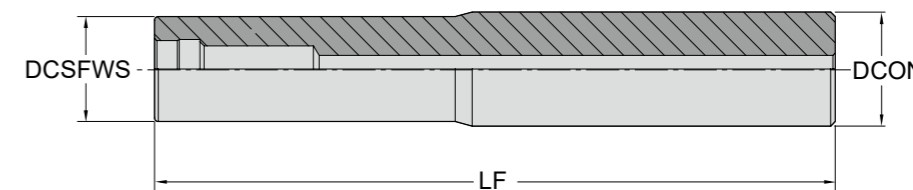
Unit : mm

Series	APMX	Designation	EDP 1700..	DC	CICT	LF	TYPE	DCON /TDZ	LH	CBDP	DCSFMS	🔩	
E90 - WN08 - D32Z2W32 - L120			0969	32	2	120	Weldon	32	40	-	-	●	
E90 - WN08 - D40Z3W32 - L120			0972	40	3	120		32	40	-	-	●	
E90 - WN08 - D40Z4W32 - L120			0973	40	4	120		32	40	-	-	●	
E90 - WN08 - D50Z4W32 - L120			0974	50	4	120		32	40	-	-	●	
E90 - WN08 - D50Z5W32 - L120			0990	50	5	120		32	40	-	-	●	
E90 - WN08 - D32Z2C32 - L120			0991	32	2	120	Cylindrical	32	40	-	-	●	
E90 - WN08 - D32Z2C32 - L200			0872	32	2	200		32	60	-	-	●	
E90 - WN08 - D33Z2C32 - L200			0873	33	2	200		32	40	-	-	●	
E90 - WN08 - D40Z3C32 - L120			0994	40	3	120		32	40	-	-	●	
E90 - WN08 - D40Z3C32 - L200			0874	40	3	200		32	40	-	-	●	
E90 - WN08 - D40Z4C32 - L120			0996	40	4	120		32	40	-	-	●	
E90 - WN08 - D50Z4C32 - L120			0997	50	4	120		32	40	-	-	●	
E90 - WN08 - D50Z5C32 - L120			0998	50	5	120		32	40	-	-	●	
F90 - WN08 - D50Z4S22			0875	50	4	40		Shellmill	22	-	20	44	●
F90 - WN08 - D50Z5S22			0976	50	5	40			22	-	20	44	●
F90 - WN08 - D63Z5S22			0876	63	5	40	22		-	20	48	●	
F90 - WN08 - D63Z6S22			0977	63	6	40	22		-	20	48	●	
F90 - WN08 - D80Z4S27			0999	80	4	50	27		-	20	56	●	
F90 - WN08 - D80Z6S25.4			1000	80	6	50	25.4		-	26.64	56	●	
F90 - WN08 - D80Z7S27			0878	80	7	50	27		-	23	56	●	
F90 - WN08 - D80Z7S25.4			0877	80	7	50	25.4		-	26.64	56	●	
F90 - WN08 - D80Z9S27			0978	80	9	50	27		-	23	56	●	
F90 - WN08 - D100Z8S31.75 - WOC			1002	100	8	50	31.75		-	32	67	X	
F90 - WN08 - D100Z9S32			0979	100	9	50	32		-	26	67	●	
F90 - WN08 - D100Z11S32			0980	100	11	50	32		-	26	67	●	
F90 - WN08 - D125Z10S38.1 - WOC			1003	125	10	63	38.1		-	38	85	X	
F90 - WN08 - D125Z11S40			0981	125	11	63	40		-	29	85	●	
F90 - WN08 - D125Z14S40			0982	125	14	63	40		-	29	85	●	
M90 - WN08 - D32Z2M16			1004	32	2	65	Modular	M16	42	-	29	●	
M90 - WN08 - D40Z3M16			1005	40	3	65		M16	42	-	29	●	
M90 - WN08 - D40Z4M16			0984	40	4	65		M16	42	-	29	●	

\* Clamping Torque (Nm) 3.0Nm

WNEX0806	Screw	Wrench	Handle	BIT
Description	TP154011-GS	TPWBTP15	DH-H4	DB-TP15
EDP	18000251	18000217	18000189	18000208

## Milling - Modular Shank Modular Shanks



Series	Designation	EDP 1700..	DCSFWS	LF	TYPE	DCON	🔩
M08	EM - M08 - D13C16 - L100	0634	13	100	Cylindrical	16	●
	EM - M08 - D15C16 - L130	0635	15	130		16	●
M10	EM - M10 - D18C20 - L130	0636	18	130	Cylindrical	20	●
M12	EM - M12 - D23C25 - L150	0637	23	150	Cylindrical	25	●
	EM - M12 - D23C25 - L200	0638	23	200		25	●
M16	EM - M12 - D23C25 - L250	0639	23	250	Cylindrical	25	●
	EM - M16 - D30C32 - L150	0640	30	150		32	●
	EM - M16 - D30C32 - L200	0641	30	200		32	●
	EM - M16 - D30C32 - L250	0642	30	250		32	●
	EM - M16 - D30C32 - L300	0643	30	300		32	●

## Mounting Bolt

DCON	Description	EDP
Φ16	YHBM08-L20	18000224
Φ16 HF	YHBM08-L25	18000238
Φ22	YHBM10-L25	18000239
Φ22 HF	YHBM10-L30	18000240
Φ25.4 (Metric O.D)	YHBM12-L30	18000241
Φ27	YHBM12-L30	18000241
Φ31.75 (Metric O.D)	YHBM16-L42	18000242
Φ32	YHBM16-L42	18000242
Φ32 HF	YHBM16-L50	18000258
Φ38.1 (Metric O.D)	YHBM20-L54	18000243
Φ40	YHBM20-L54	18000243
Φ0.5" (Φ12.7)	YHBU250-L25.4	18000244
Φ0.75" (Φ19.05)	YHBU375-L25.4	18000245
Φ0.75" (Φ19.05) HF	YHBU375-L31.75	18000246
Φ1.0" (Φ25.4)	YHBU500-L38.1	18000247
Φ1.25" (Φ31.75)	YHBU625-L52	18000248
Φ1.5" (Φ38.1)	YHBU750-L60	18000249
Φ2.0" (Φ50.8)	YHBU1000-L70	18000250



## HEAD OFFICE

13-40, Songdogwahak-ro 16beon-gil, Yeonsu-gu, Incheon 21984, South Korea

Phone: +82-32-526-0909

<https://www.yg1.solutions> E-mail: [yg1@yg1.solutions](mailto:yg1@yg1.solutions)

**Note** The information is provided for reference only. Tool specifications are subject to change without prior notice. Although we endeavor to supply accurate and timely information, there can be no guarantee to cover every particular application. YG-1 or publishers are not liable for any damage for use of the information.



Search 'YG-1' on social media outlets

YG1YET2404005